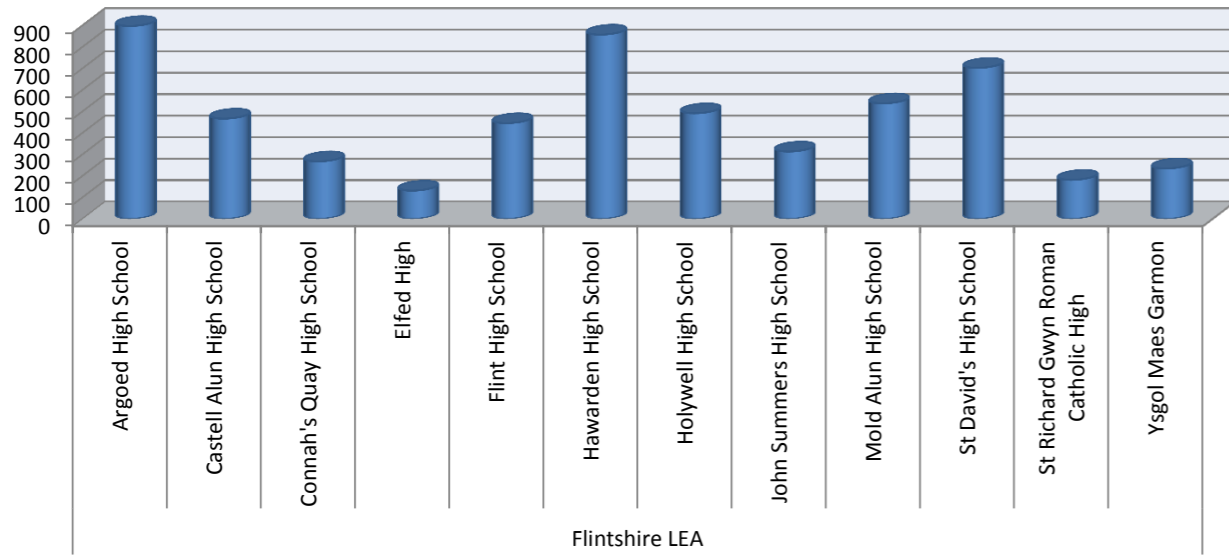
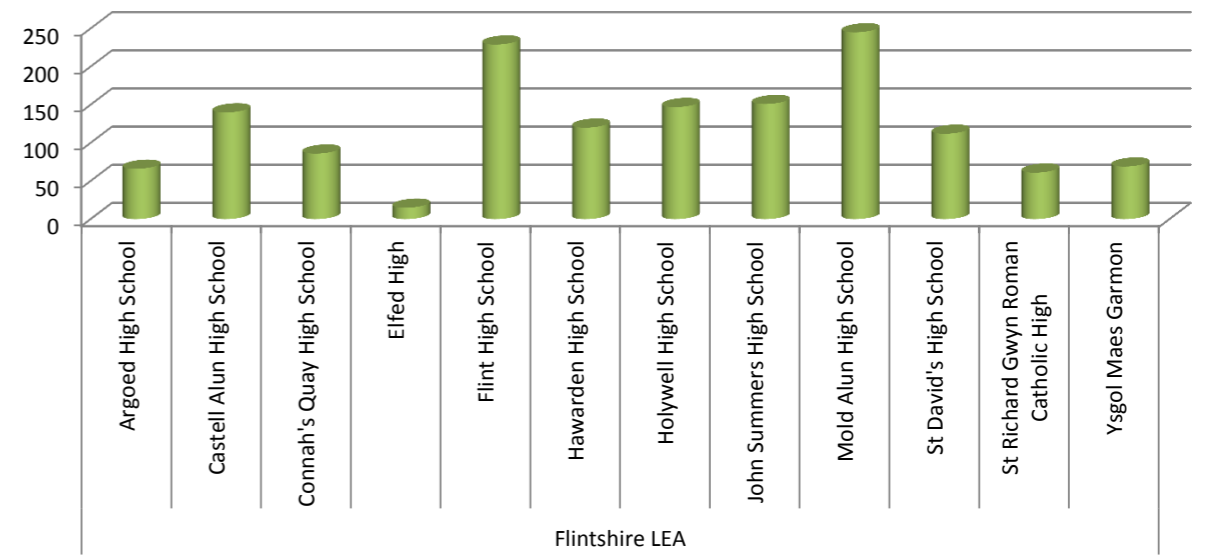


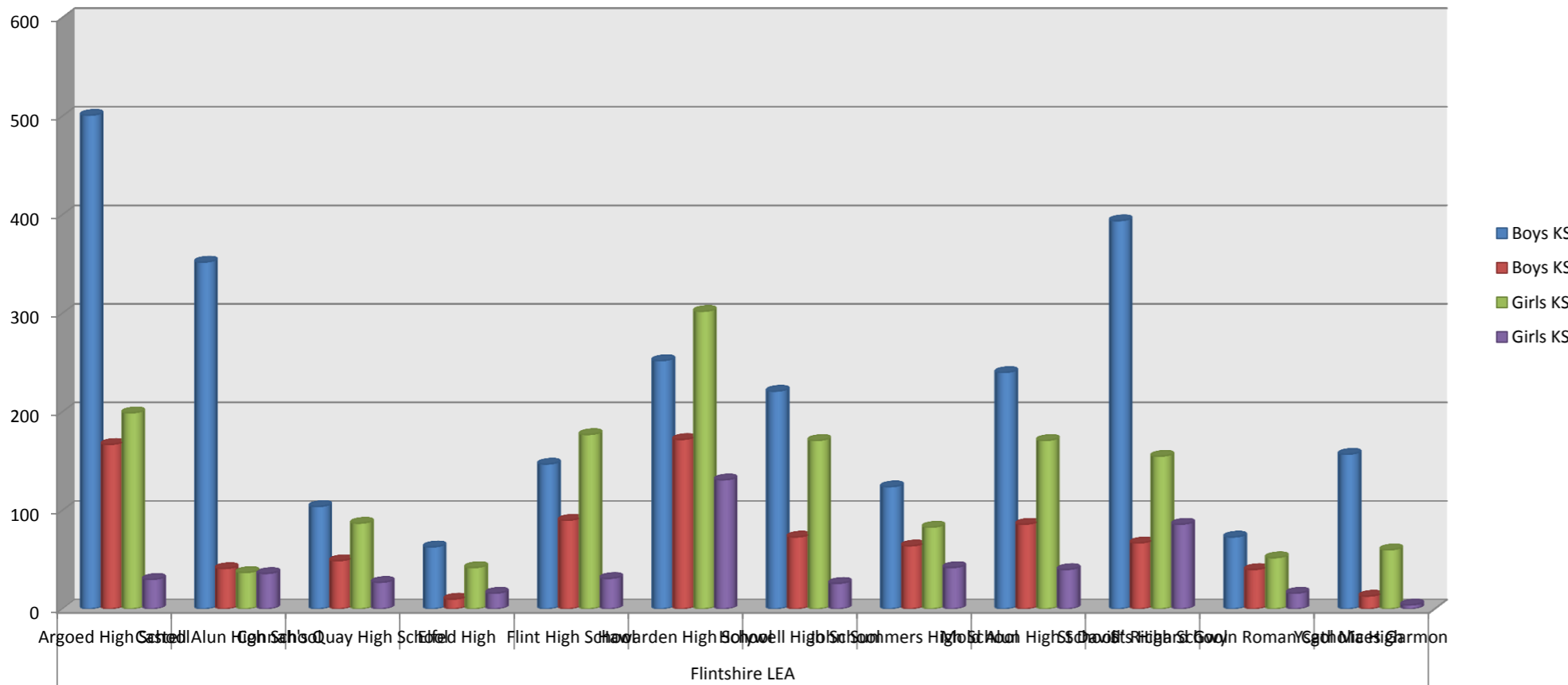
Total 5x60 Registrations Autumn 2011



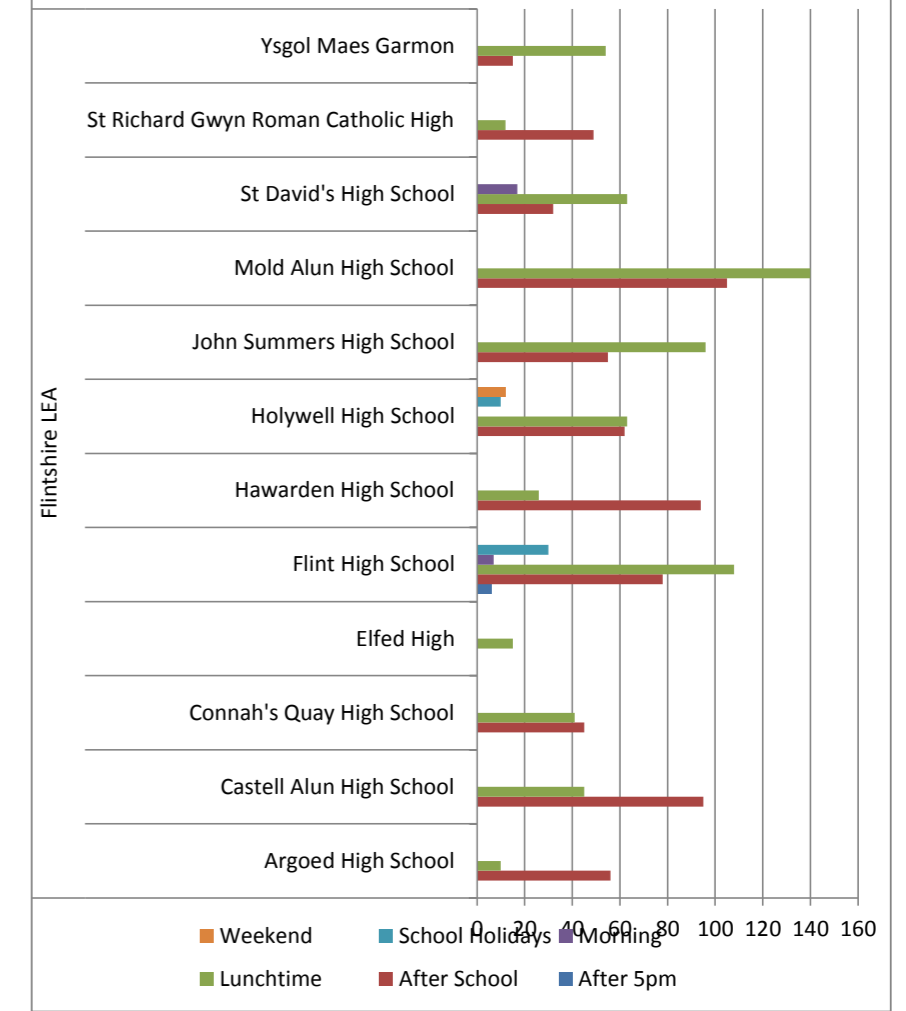
Total Sessions Delivered Autumn 2011



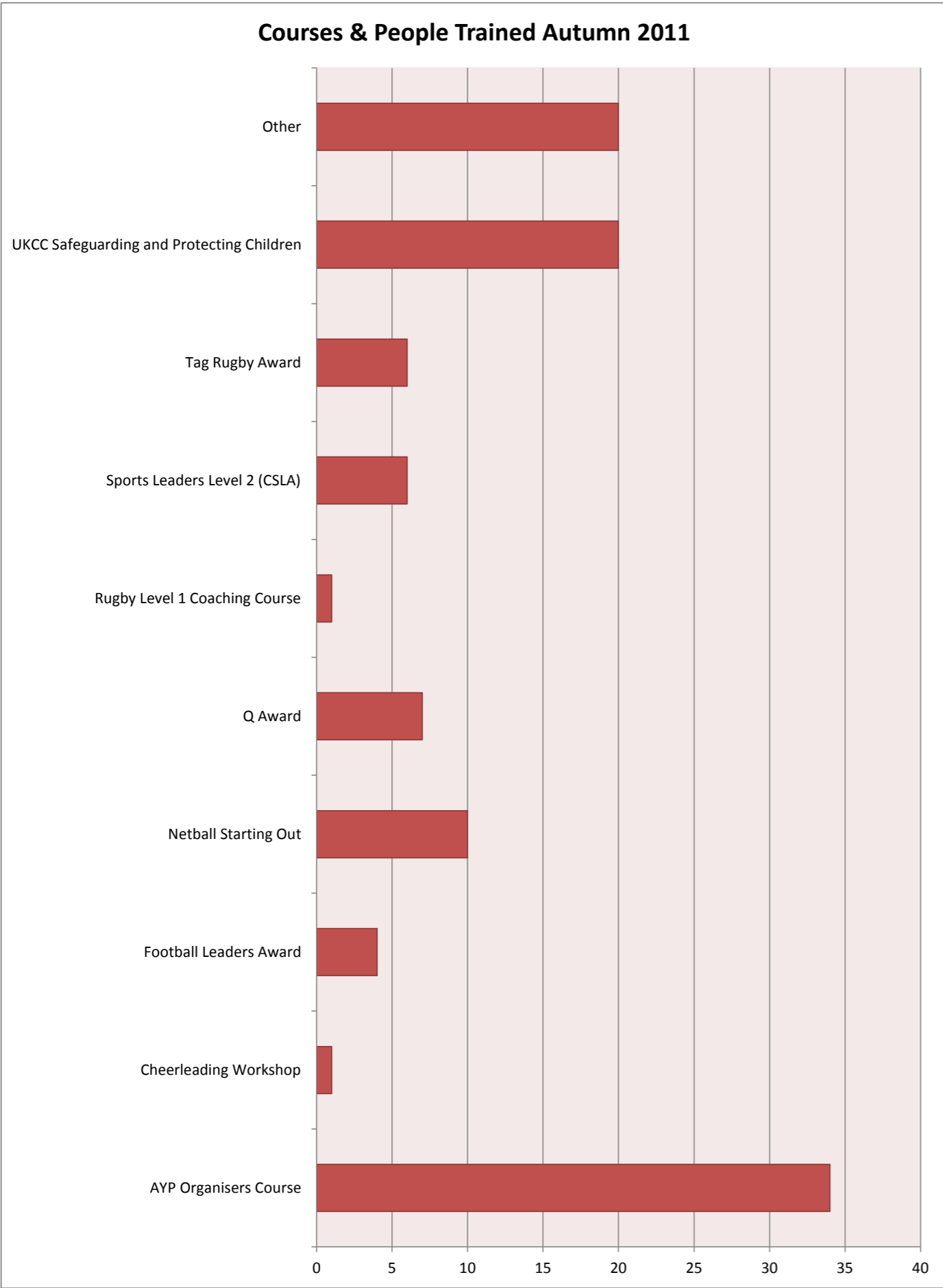
Key Stage Registrations Autumn 2011



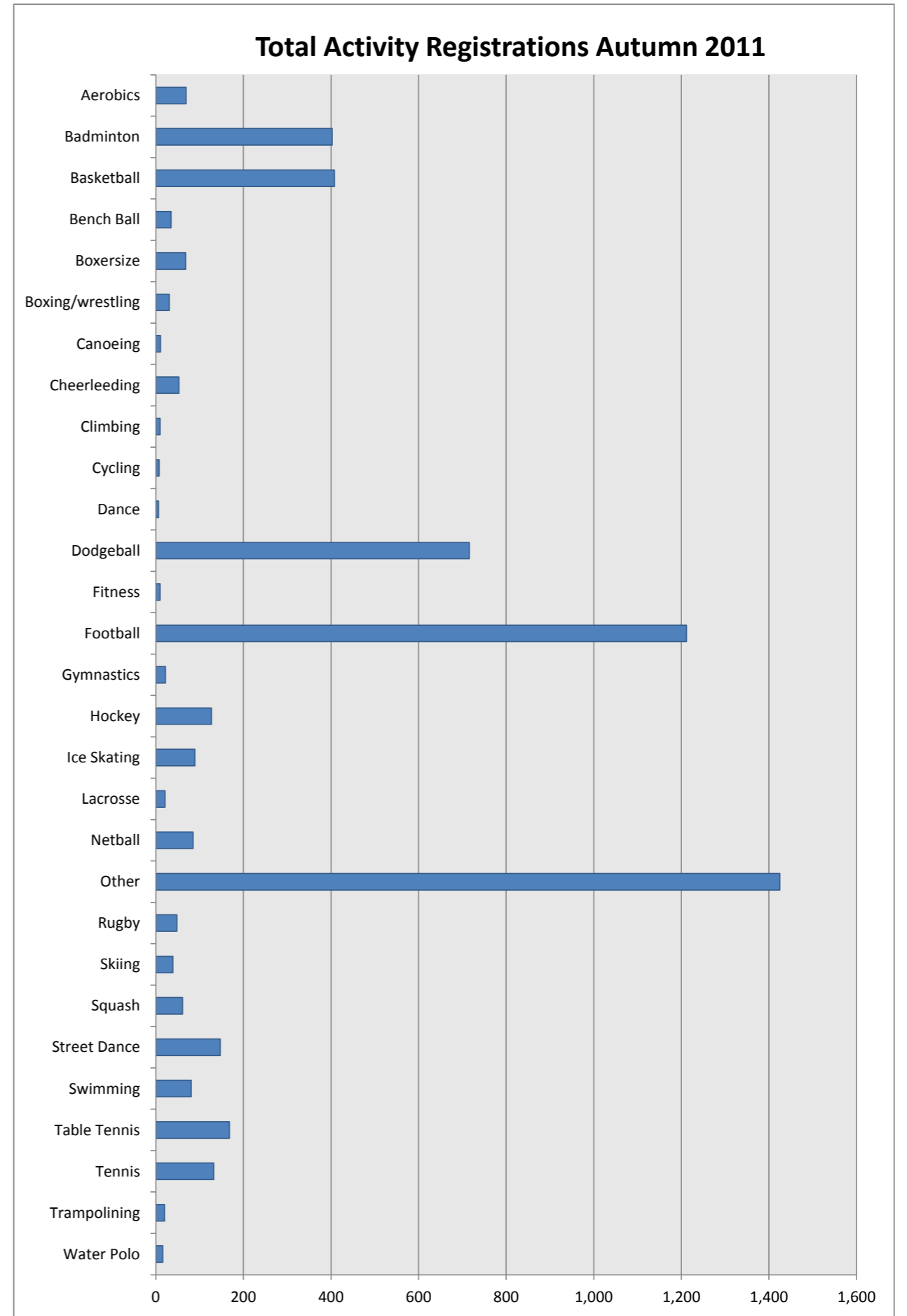
Time of Sessions Autumn 2011



Courses & People Trained Autumn 2011



Total Activity Registrations Autumn 2011



5x60 Registrations

Term Autumn 2011

LA	Values Sessions	Boys KS3	Boys KS4	Girls KS3	Girls KS4	Total Boys	Total Girls	Total KS3	Total KS4	Registrations
Flintshire LEA	1441	2628	872	1536	485	3500	2021	4164	1357	5521
Argoed High School	66	501	167	199	30	668	229	700	197	897
Castell Alun High School	140	352	41	37	36	393	73	389	77	466
Connah's Quay High School	86	104	49	87	27	153	114	191	76	267
Elfed High	15	63	10	42	16	73	58	105	26	131
Flint High School	229	147	90	177	31	237	208	324	121	445
Hawarden High School	120	252	172	302	131	424	433	554	303	857
Holywell High School	147	221	73	171	26	294	197	392	99	491
John Summers High School	151	124	64	83	42	188	125	207	106	313
Mold Alun High School	245	240	86	171	40	326	211	411	126	537
St David's High School	112	394	67	155	86	461	241	549	153	702
St Richard Gwyn Roman Catholic High	61	73	40	52	16	113	68	125	56	181
Ysgol Maes Garmon	69	157	13	60	4	170	64	217	17	234
Grand Total	1,441	2,628	872	1,536	485	3,500	2,021	4,164	1,357	5,521

Total Sessions

Term

LA	Registrations
Flintshire LEA	5521
Argoed High School	897
Castell Alun High School	466
Connah's Quay High School	267
Elfed High	131
Flint High School	445
Hawarden High School	857
Holywell High School	491
John Summers High School	313
Mold Alun High School	537
St David's High School	702
St Richard Gwyn Roman Catholic High	181
Ysgol Maes Garmon	234
Grand Total	5,521

Key Stage Registrations

Term Autumn 2011

LA	Boys KS3	Boys KS4	Girls KS3	Girls KS4
Flintshire LEA	2628	872	1536	485
Argoed High School	501	167	199	30
Castell Alun High School	352	41	37	36
Connah's Quay High School	104	49	87	27
Elfed High	63	10	42	16
Flint High School	147	90	177	31
Hawarden High School	252	172	302	131
Holywell High School	221	73	171	26
John Summers High School	124	64	83	42
Mold Alun High School	240	86	171	40
St David's High School	394	67	155	86
St Richard Gwyn Roman Catholic High	73	40	52	16
Ysgol Maes Garmon	157	13	60	4
Grand Total	2,628	872	1,536	485

Number of sessions by Time

Term Autumn 2011

LA	After 5pm	After School	Lunchtime	Morning	School Holidays	Weekend	Grand Total
Flintshire LEA	6	686	673	24	40	12	1441
Argoed High School		56	10				66
Castell Alun High School		95	45				140
Connah's Quay High School		45	41				86
Elfed High			15				15
Flint High School	6	78	108	7	30		229
Hawarden High School		94	26				120
Holywell High School		62	63		10	12	147
John Summers High School		55	96				151
Mold Alun High School		105	140				245
St David's High School		32	63	17			112
St Richard Gwyn Roman Catholic High		49	12				61
Ysgol Maes Garmon		15	54				69
Grand Total	6	686	673	24	40	12	1,441

Number of sessions by Location

Term Autumn 2011

LA	Leisure Centre	Other	School Site	Grand Total
Flintshire LEA	352	2	1087	1441
Argoed High School			66	66
Castell Alun High School			140	140
Connah's Quay High School			86	86
Elfed High			15	15
Flint High School	74		155	229
Hawarden High School			120	120
Holywell High School	54		93	147
John Summers High School			151	151
Mold Alun High School	144		101	245
St David's High School			112	112
St Richard Gwyn Roman Catholic High	11	2	48	61
Ysgol Maes Garmon	69			69
Grand Total	352	2	1,087	1,441

5X60 Training Data

Term	Autumn 2011
LA	Flintshire LEA

Course Name	Values			Older Pupils	Other Club Personnel	PE Teacher	Total Males	Total Females	Total Trained
	HE FE Students	Qualified Coach or Instructor	Teacher Non PE						
AYP Organisers Course	0	0	0	34	0	0	15	19	34
Cheerleading Workshop	0	0	0	0	0	1	0	1	1
Football Leaders Award				4			4		4
Netball Starting Out	0	0	0	10	0	0	0	10	10
Q Award				7				7	7
Rugby Level 1 Coaching Course			1				1		1
Sports Leaders Level 2 (CSLA)				6			4	2	6
Tag Rugby Award	5		1				5	1	6
UKCC Safeguarding and Protecting Children	16			4			10	10	20
Other	5		1	14		1	5	15	20
Grand Total	26	0	3	79	0	2	44	65	109

Total Trained by Course

Term	Autumn 2011
LA	Flintshire LEA

Course	Total Trained
AYP Organisers Course	34
Cheerleading Workshop	1
Football Leaders Award	4
Netball Starting Out	10
Q Award	7
Rugby Level 1 Coaching Course	1
Sports Leaders Level 2 (CSLA)	6
Tag Rugby Award	6
UKCC Safeguarding and Protecting Children	20
Other	20
Grand Total	109

Total Trained by LA

Term	Autumn 2011
LA	Flintshire LEA

LA	Total Trained
Argoed High School	0
Flint High School	10
Holywell High School	45
John Summers High School	1
Mold Alun High School	2
St David's High School	14
St Richard Gwyn Roman Catholic High	7
Ysgol Maes Garmon	30
Grand Total	109

Sessions led by older pupils

Term	Autumn 2011
LA	Flintshire LEA
Session Lead by	Older pupils

LA	Sessions Led by Older Pupils
Castell Alun High School	27
Hawarden High School	25
Holywell High School	8
Grand Total	60

Sessions assisted by older pupils

Term	Autumn 2011
LA	Flintshire LEA
Session assisted by	Older pupils

LA	Number of sessions
Castell Alun High School	51
Flint High School	12
Hawarden High School	26
Holywell High School	56
John Summers High School	140
Mold Alun High School	99
St David's High School	65
Ysgol Maes Garmon	15
Grand Total	464

Young Leaders Analysis

Total 5x60 Sessions	1,441
Total Sessions assisted or led by older pupils	524
% assisted or led by older pupils	36.36%

Activity Registrations by School Summer 2011

Term	Autumn 2011
LA	Flintshire LEA

Activity Registrations	School												
Activity	Argoed High School	Castell Alun High School	Connah's Quay High School	Elfed High	Flint High School	Hawarden High School	Holywell High School	John Summers High School	Mold Alun High School	St David's High School	St Richard Gwyn Roman Catholic High	Ysgol Maes Garmon	Grand Total
Aerobics	0	0	0	17	0	0	0	0	0	52	0	0	69
Badminton	0	67	46	0	28	24	0	14	44	167	13	0	403
Basketball	3	18	0	17	33	27	31	35	45	161	38	0	408
Bench Ball	0	0	0	0	0	0	0	0	0	35	0	0	35
Boxersize	0	0	59	0	0	0	0	0	0	9	0	0	68
Boxing/wrestling	0	0	0	0	0	0	31	0	0	0	0	0	31
Canoeing	0	0	0	0	11	0	0	0	0	0	0	0	11
Cheerleading	16	0	10	0	12	0	0	0	0	15	0	0	53
Climbing	0	0	0	0	10	0	0	0	0	0	0	0	10
Cycling	0	0	0	0	0	0	0	0	8	0	0	0	8
Dance	0	0	0	0	0	0	0	0	6	0	0	0	6
Dodgeball	102	74	43	97	0	122	93	38	0	147	0	0	716
Fitness	0	0	0	0	10	0	0	0	0	0	0	0	10
Football	675	246	0	0	0	34	121	41	35	0	45	15	1,212
Gymnastics	16	0	6	0	0	0	0	0	0	0	0	0	22
Hockey	15	7	9	0	0	36	0	0	51	0	9	0	127
Ice Skating	0	0	0	0	27	0	14	22	0	0	26	0	89
Lacrosse	0	0	0	0	0	0	0	0	21	0	0	0	21
Netball	0	0	0	0	8	0	0	52	0	25	0	0	85
Other	0	27	63	0	260	563	143	38	134	77	18	102	1,425
Rugby	0	0	0	0	0	0	0	32	0	0	0	16	48
Skiing	0	0	0	0	0	0	19	0	0	0	20	0	39
Squash	0	12	0	0	0	0	0	0	28	0	0	21	61
Street Dance	0	0	31	0	0	22	19	20	20	14	12	9	147
Swimming	0	0	0	0	14	0	20	0	47	0	0	0	81
Table Tennis	70	15	0	0	12	29	0	21	21	0	0	0	168
Tennis	0	0	0	0	0	0	0	0	61	0	0	71	132
Trampolining	0	0	0	0	20	0	0	0	0	0	0	0	20
Water Polo	0	0	0	0	0	0	0	0	16	0	0	0	16
Grand Total	897	466	267	131	445	857	491	313	537	702	181	234	5,521

Total Activity Registrations for LA

Term	Autumn 2011
LA	Flintshire LEA

Activity	Activity Registrations
Water Polo	16
Trampolining	20
Tennis	132
Table Tennis	168
Swimming	81
Street Dance	147
Squash	61
Skiing	39
Rugby	48
Other	1,425
Netball	85
Lacrosse	21
Ice Skating	89
Hockey	127
Gymnastics	22
Football	1,212
Fitness	10
Dodgeball	716
Dance	6
Cycling	8
Climbing	10
Cheerleading	53
Canoeing	11
Boxing/wrestling	31
Boxercise	68
Bench Ball	35
Basketball	408
Badminton	403
Aerobics	69
Grand Total	5,521