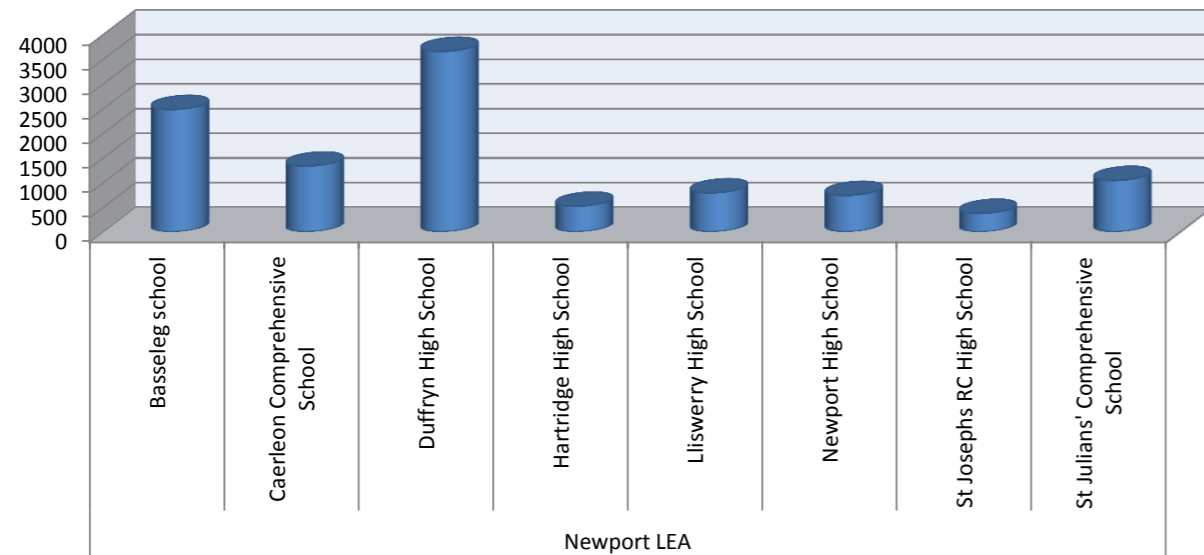
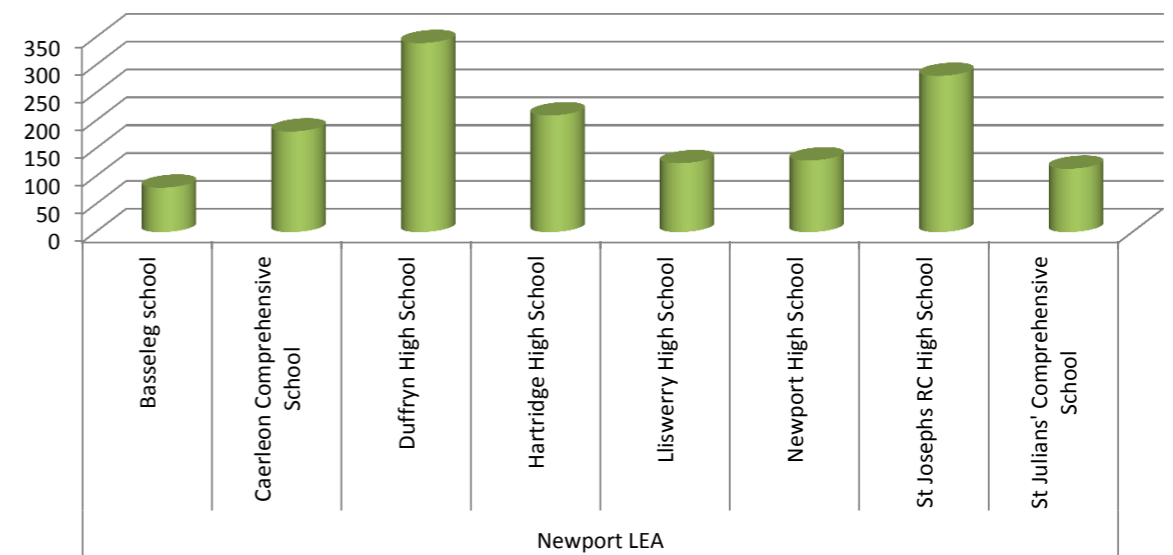


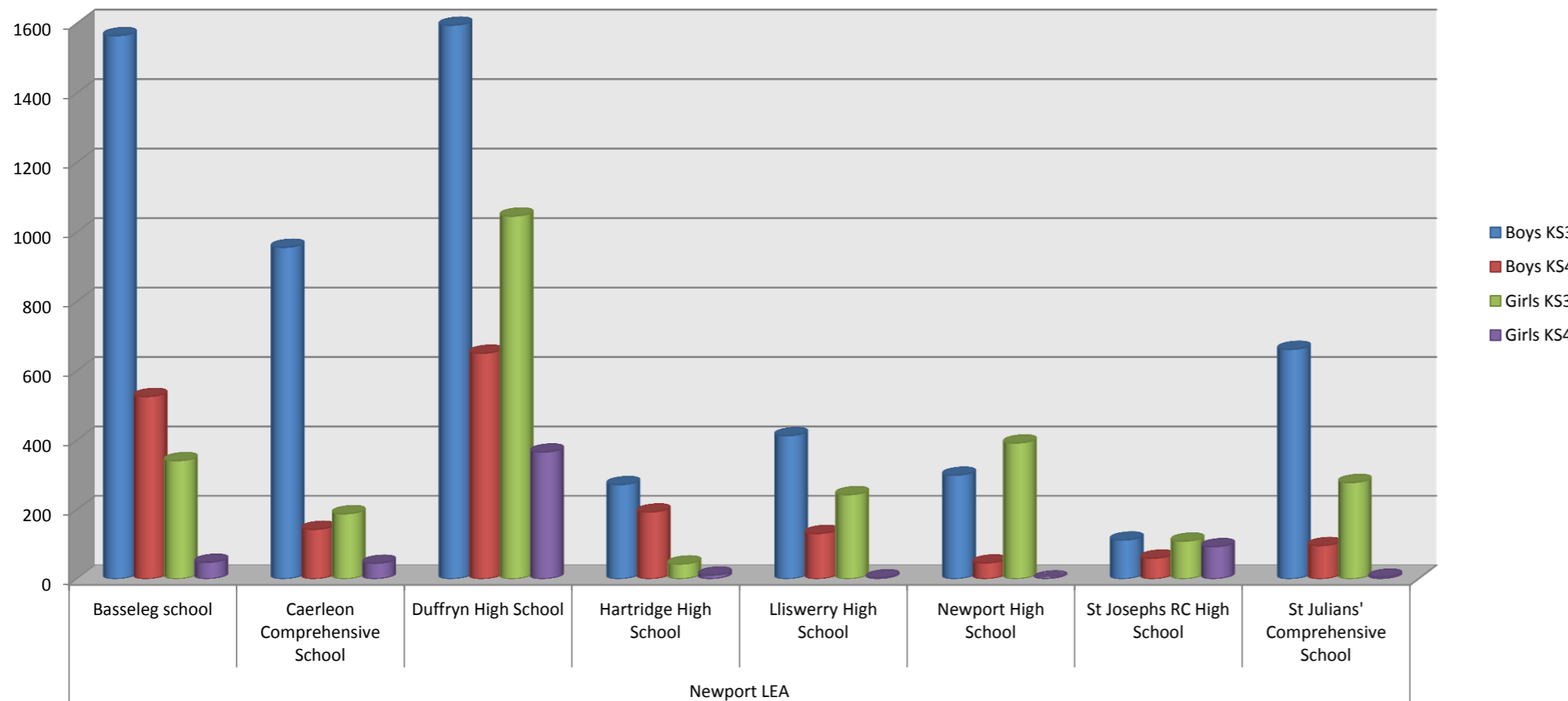
Total 5x60 Registrations Autumn 2011



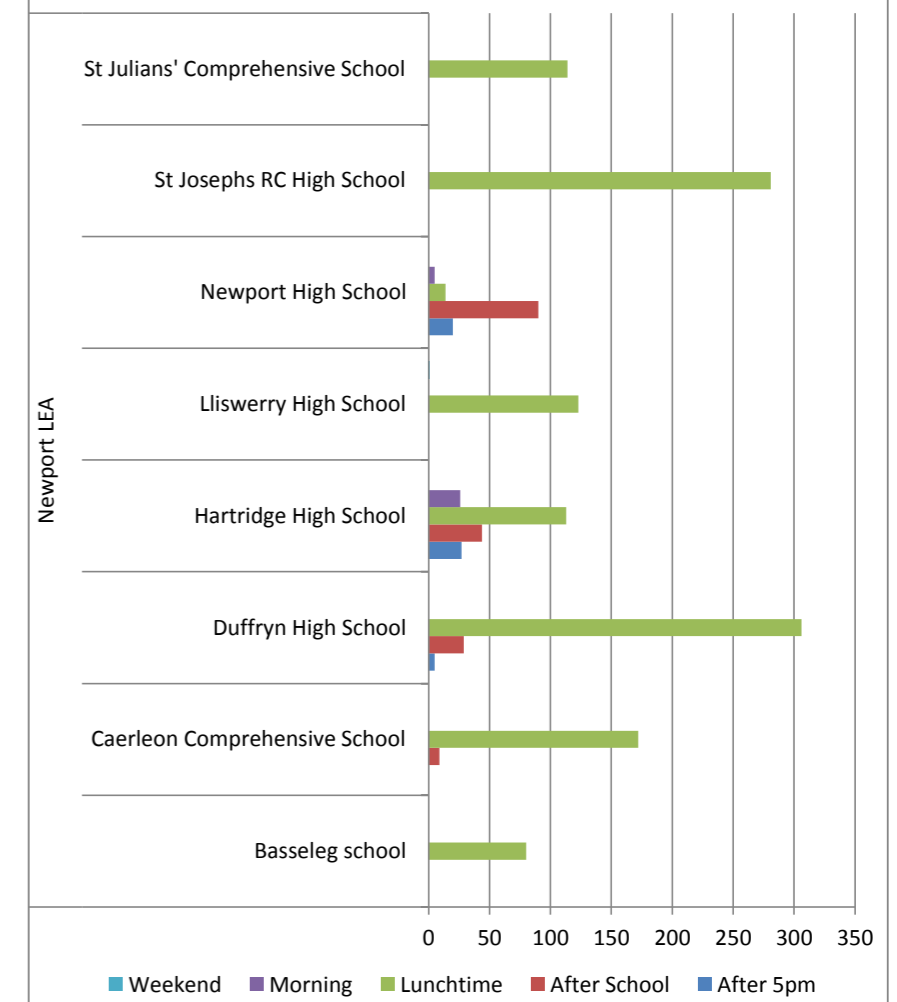
Total Sessions Delivered Autumn 2011



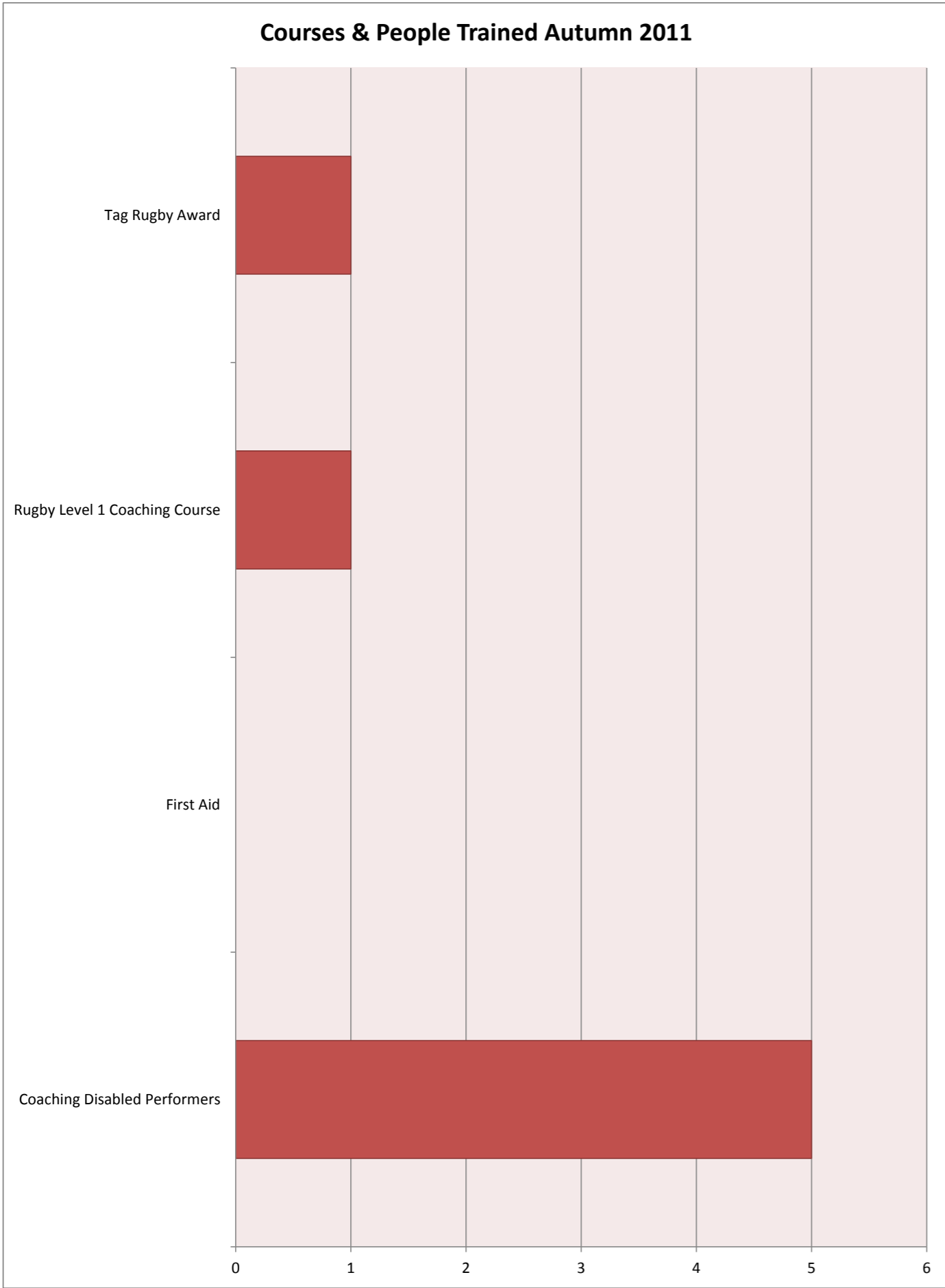
Key Stage Registrations Autumn 2011



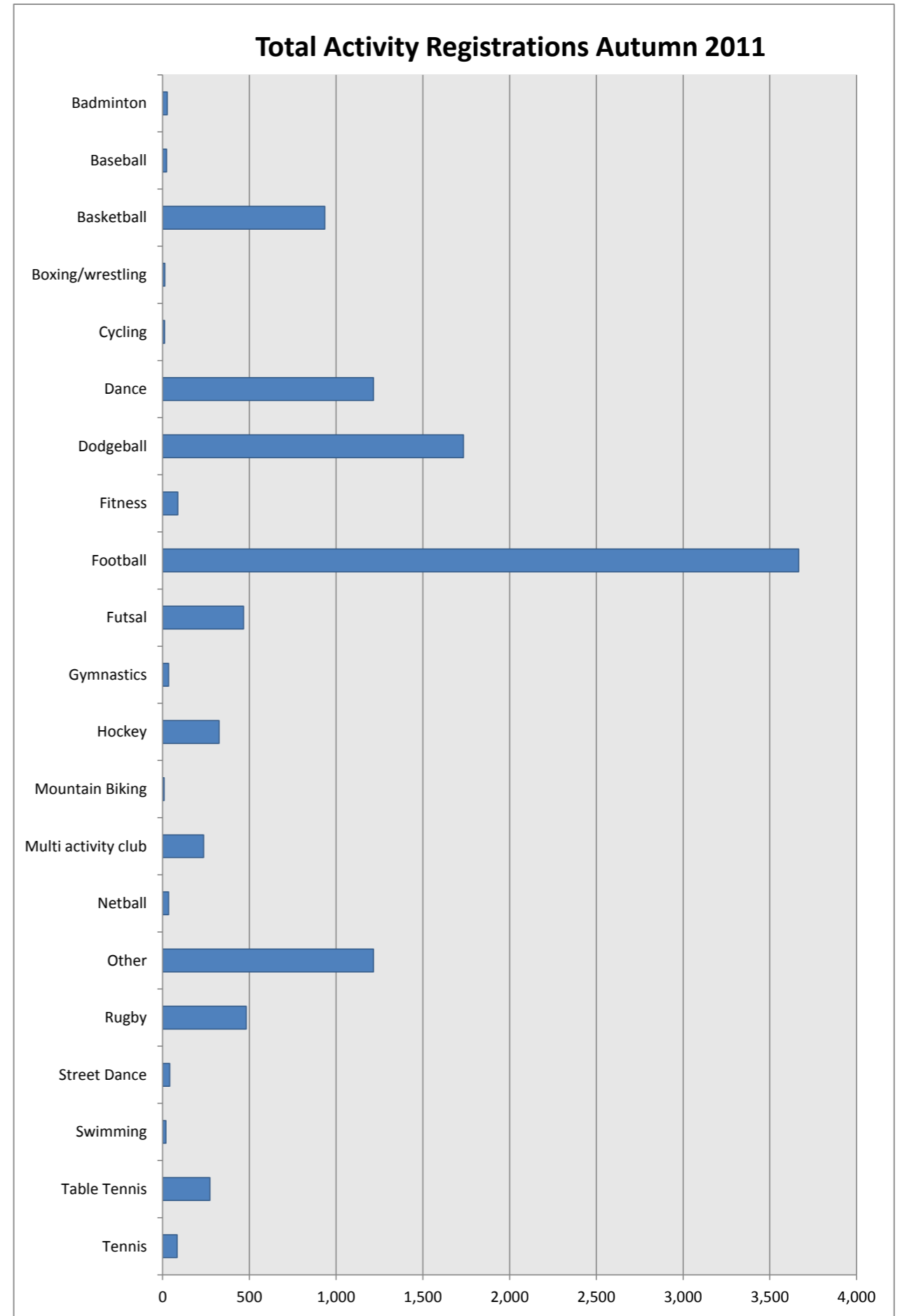
Time of Sessions Autumn 2011



Courses & People Trained Autumn 2011



Total Activity Registrations Autumn 2011



5x60 Registrations

Term Autumn 2011

LA	Values					Total Boys	Total Girls	Total KS3	Total KS4	Total Registrations
	Sessions	Boys KS3	Boys KS4	Girls KS3	Girls KS4					
Newport LEA	1459	5874	1846	2640	571	7720	3211	8514	2417	10931
Basseleg school	80	1565	526	341	48	2091	389	1906	574	2480
Caerleon Comprehensive School	181	956	143	188	45	1099	233	1144	188	1332
Duffryn High School	340	1595	651	1046	366	2246	1412	2641	1017	3658
Hartridge High School	210	272	193	43	11	465	54	315	204	519
Llswerry High School	124	413	131	243	3	544	246	656	134	790
Newport High School	129	299	46	392	0	345	392	691	46	737
St Josephs RC High School	281	112	60	109	93	172	202	221	153	374
St Julians' Comprehensive School	114	662	96	278	5	758	283	940	101	1041
Grand Total	1,459	5,874	1,846	2,640	571	7,720	3,211	8,514	2,417	10,931

Total Sessions

Term

LA
Newport LEA
Basseleg school
Caerleon Comprehensive School
Duffryn High School
Hartridge High School
Llswerry High School
Newport High School
St Josephs RC High School
St Julians' Comprehensive School
Grand Total

Key Stage Registrations

Term Autumn 2011

LA	Values			
	Boys KS3	Boys KS4	Girls KS3	Girls KS4
Newport LEA	5874	1846	2640	571
Basseleg school	1565	526	341	48
Caerleon Comprehensive School	956	143	188	45
Duffryn High School	1595	651	1046	366
Hartridge High School	272	193	43	11
Llswerry High School	413	131	243	3
Newport High School	299	46	392	0
St Josephs RC High School	112	60	109	93
St Julians' Comprehensive School	662	96	278	5
Grand Total	5,874	1,846	2,640	571

Number of sessions by Time

Term Autumn 2011

LA	Time of session					Grand Total
	After 5pm	After School	Lunchtime	Morning	Weekend	
Newport LEA	52	172	1203	31	1	1459
Basseleg school			80			80
Caerleon Comprehensive School		9	172			181
Duffryn High School	5	29	306			340
Hartridge High School	27	44	113	26		210
Llswerry High School			123		1	124
Newport High School	20	90	14	5		129
St Josephs RC High School			281			281
St Julians' Comprehensive School			114			114
Grand Total	52	172	1,203	31	1	1,459

Number of sessions by Location

Term Autumn 2011

LA	Number of sessions by location			Grand Total
	Leisure Centre	Other	School Site	
Newport LEA	144	43	1272	1459
Basseleg school			80	80
Caerleon Comprehensive School			181	181
Duffryn High School		6	334	340
Hartridge High School	14	37	159	210
Llswerry High School	1		123	124
Newport High School	129			129
St Josephs RC High School			281	281
St Julians' Comprehensive School			114	114
Grand Total	144	43	1,272	1,459

5X60 Training Data

Term	Autumn 2011
LA	Newport LEA

Course Name	Values								
	HE FE Students	Qualified Coach or Instructor	Teacher Non PE	Older Pupils	Other Club Personnel	PE Teacher	Total Males	Total Females	Total Trained
Coaching Disabled Performers	0	0	0	5	0	0	5	0	5
First Aid				1					0
Rugby Level 1 Coaching Course		1					1		1
Tag Rugby Award		1					1		1
Grand Total	0	2	0	6	0	0	7	0	7

Total Trained by Course

Term	Autumn 2011
LA	Newport LEA

Course	Total Trained
Coaching Disabled Performers	5
First Aid	0
Rugby Level 1 Coaching Course	1
Tag Rugby Award	1
Grand Total	7

Total Trained by LA

Term	Autumn 2011
LA	Newport LEA

LA	Total Trained
Hartridge High Schc	5
St Josephs RC High !	2
St Julians' Compreh	0
Grand Total	7

Sessions led by older pupils

Term	Autumn 2011
LA	Newport LEA
Session Lead by	Older pupils

LA	Sessions Led by Older Pupils
Duffryn High School	5
Newport High School	23
Grand Total	28

Sessions assisted by older pupils

Term	Autumn 2011
LA	Newport LEA
Session assisted by	Older pupils

LA	Number of sessions
Basseleg school	80
Caerleon Comprehensive School	83
Duffryn High School	270
Hartridge High School	121
Newport High School	57
St Josephs RC High School	281
St Julians' Comprehensive School	99
Grand Total	991

Young Leaders Analysis

Total 5x60 Sessions	1,459
Total Sessions assisted or led by older pupils	1,019
% assisted or led by older pupils	69.84%

Activity Registrations by School Summer 2011

Term	Autumn 2011
LA	Newport LEA

Activity Registrations	School								Grand Total
Activity	Basseleg school	Caerleon Comprehensive School	Duffryn High School	Hartridge High School	Liswerry High School	Newport High School	St Josephs RC High School	St Julians' Comprehensive School	Grand Total
Badminton	0	0	0	0	0	9	0	18	27
Baseball	0	0	0	23	0	0	0	0	23
Basketball	0	134	284	16	67	377	28	29	935
Boxing/wrestling	0	13	0	0	0	0	0	0	13
Cycling	0	0	0	0	0	11	0	0	11
Dance	240	54	772	0	29	34	86	0	1,215
Dodgeball	655	19	861	0	119	24	56	0	1,734
Fitness	0	0	0	8	4	19	56	0	87
Football	1077	828	1424	123	138	31	45	0	3,666
Futsal	0	284	0	183	0	0	0	0	467
Gymnastics	0	0	34	0	0	0	0	0	34
Hockey	44	0	230	0	0	0	52	0	326
Mountain Biking	0	0	8	0	0	0	0	0	8
Multi activity club	0	0	12	21	14	189	0	0	236
Netball	0	0	21	0	0	14	0	0	35
Other	0	0	12	0	285	0	6	913	1,216
Rugby	380	0	0	0	0	0	45	57	482
Street Dance	0	0	0	17	0	0	0	24	41
Swimming	0	0	0	0	7	12	0	0	19
Table Tennis	0	0	0	128	127	17	0	0	272
Tennis	84	0	0	0	0	0	0	0	84
Grand Total	2,480	1,332	3,658	519	790	737	374	1,041	10,931

5x60 Activity Registrations by School Autumn 2011

Total Activity Registrations for LA

Term	Autumn 2011
LA	Newport LEA

Activity	Activity Registrations
Tennis	84
Table Tennis	272
Swimming	19
Street Dance	41
Rugby	482
Other	1,216
Netball	35
Multi activity club	236
Mountain Biking	8
Hockey	326
Gymnastics	34
Futsal	467
Football	3,666
Fitness	87
Dodgeball	1,734
Dance	1,215
Cycling	11
Boxing/wrestling	13
Basketball	935
Baseball	23
Badminton	27
Grand Total	10,931