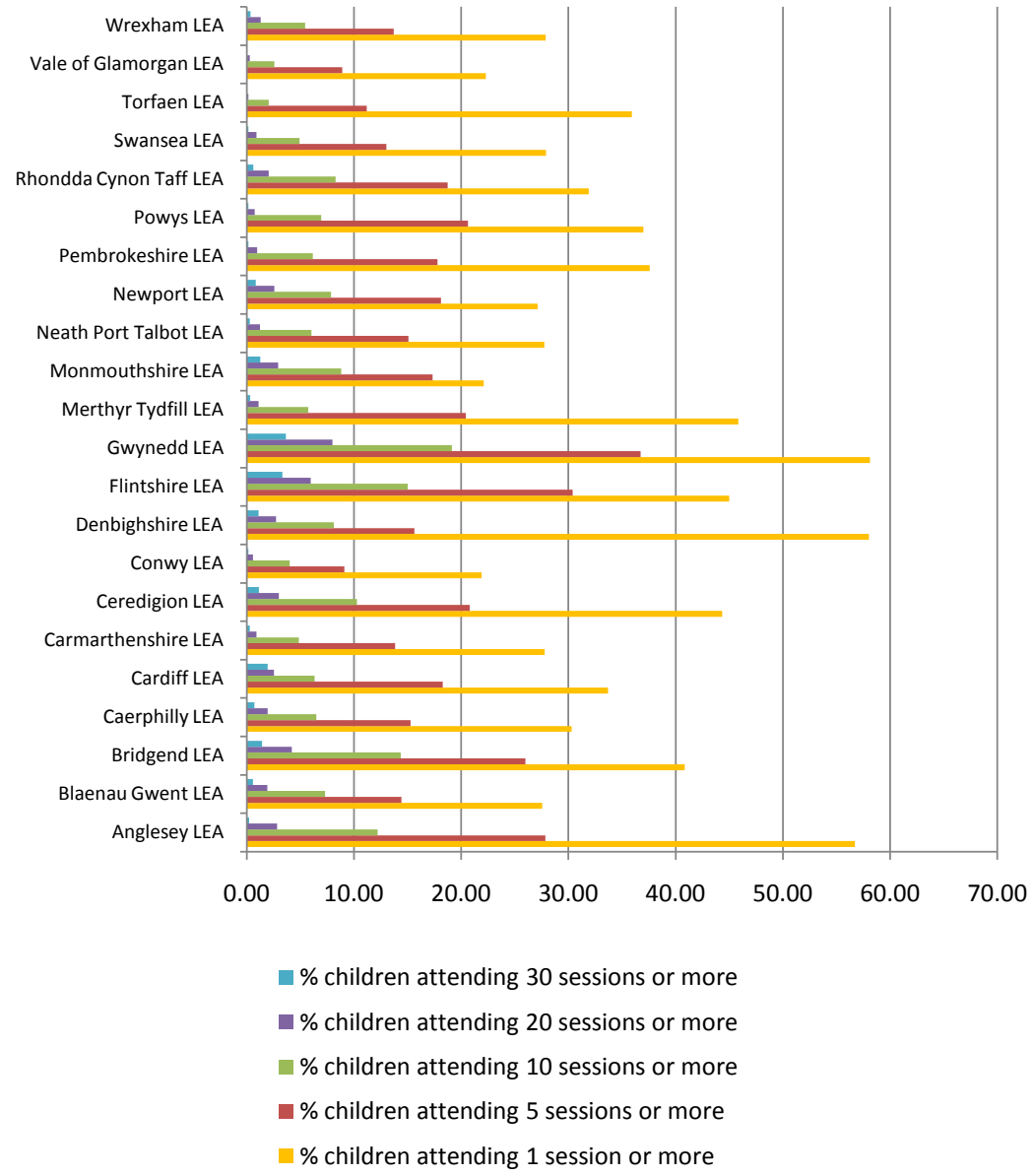
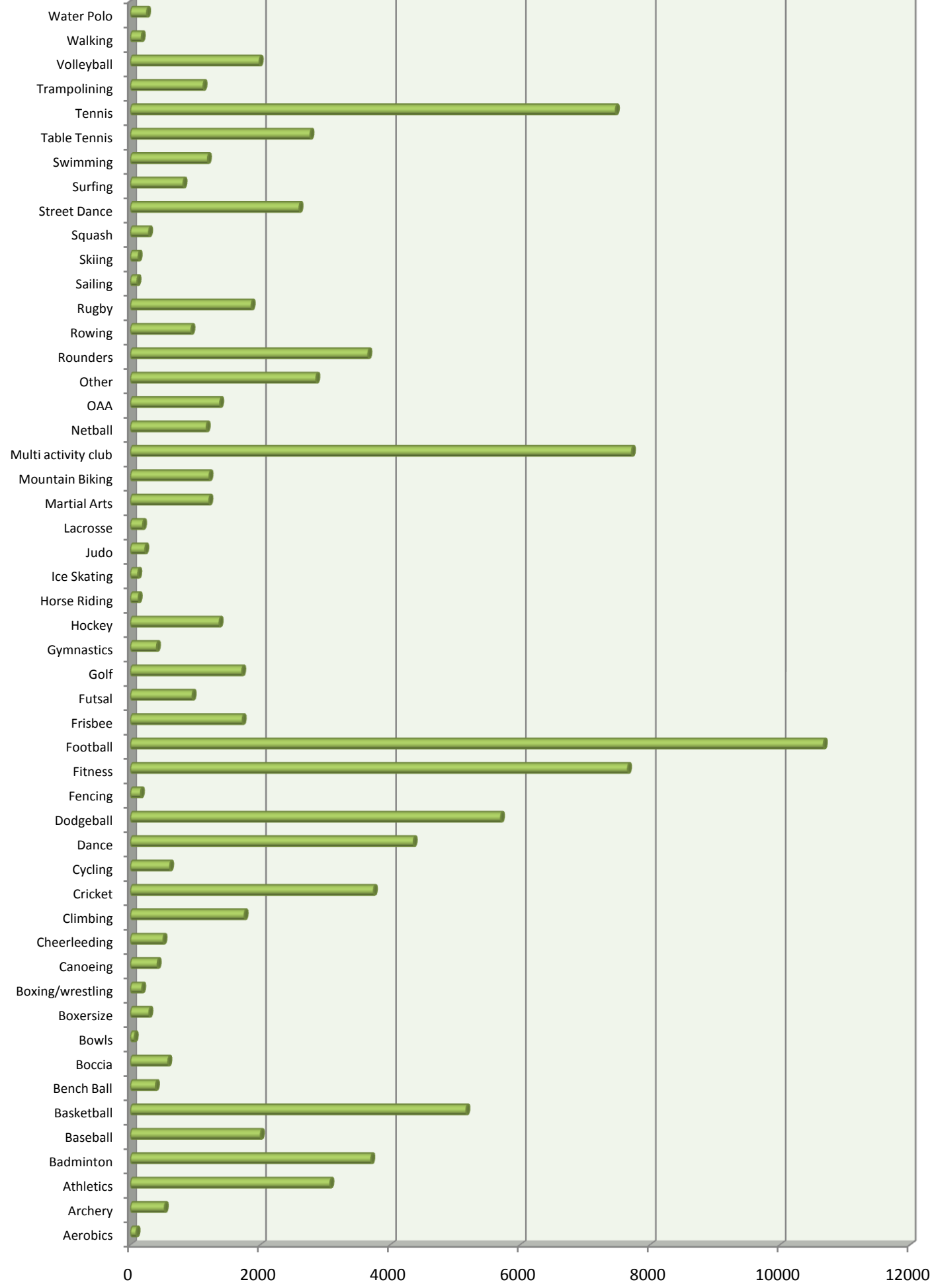


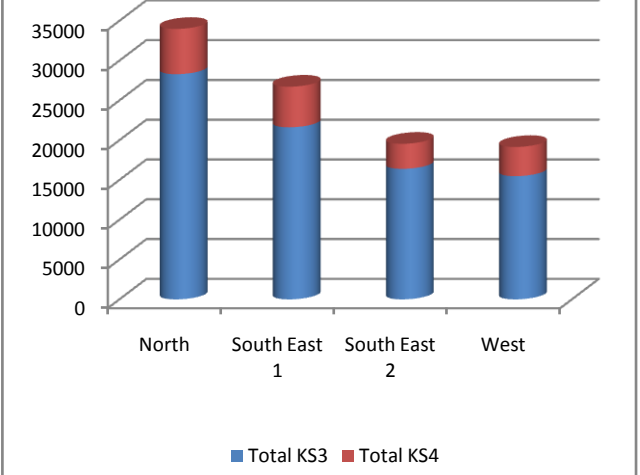
5x60 Participation Rates - Summer 2011



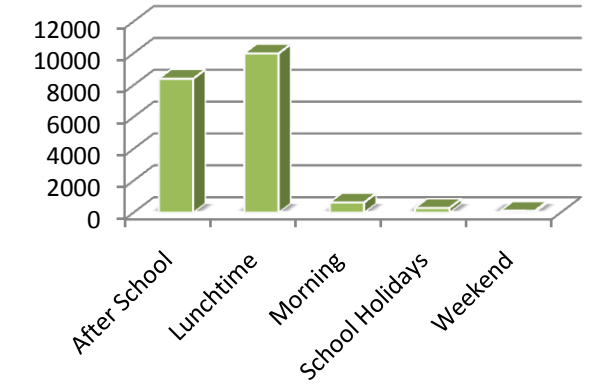
Activity Registrations Summer 2011



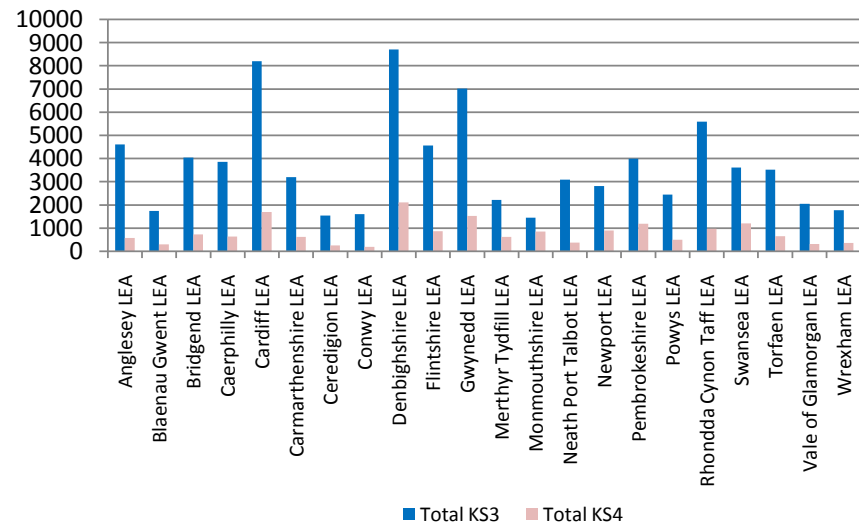
Key Stage Registrations by Region Summer 2011



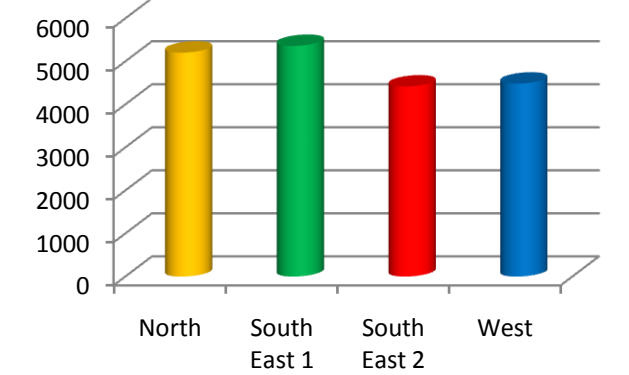
Time of 5x60 Sessions Summer 2011

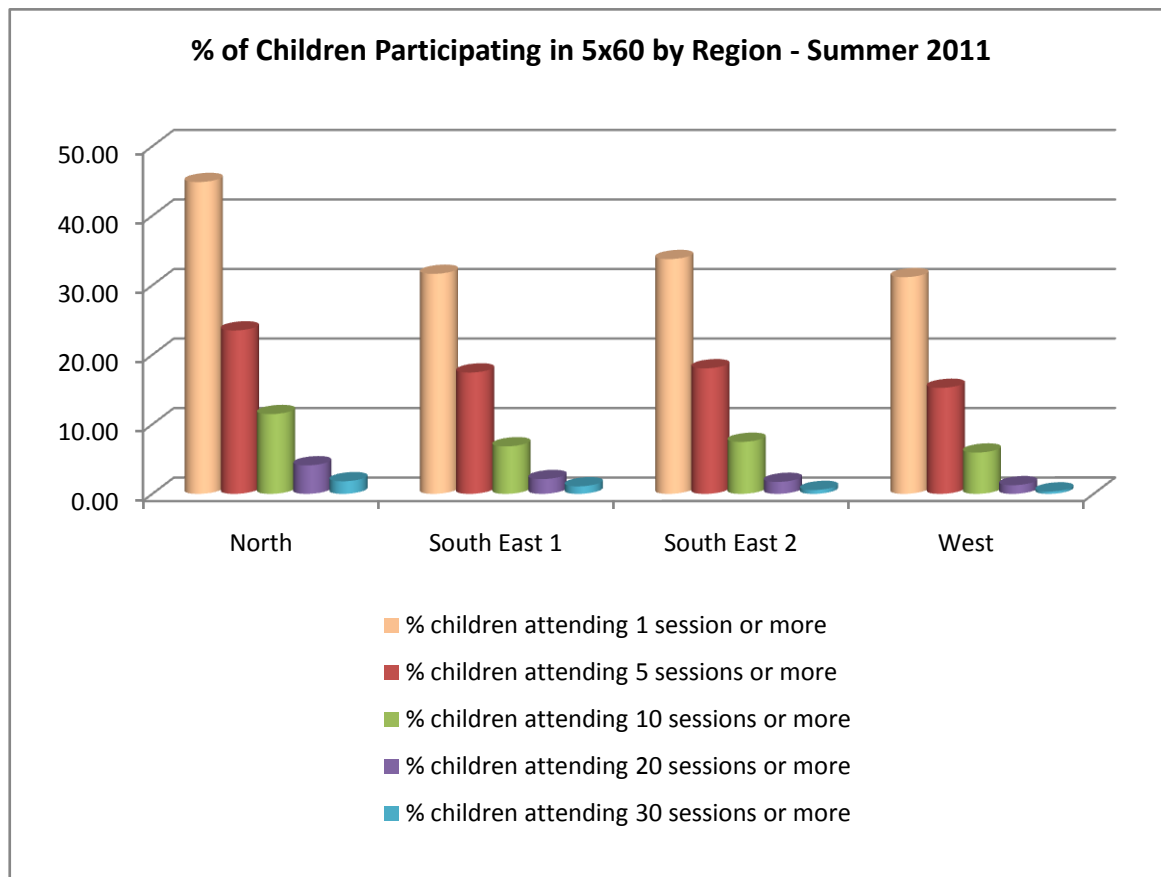
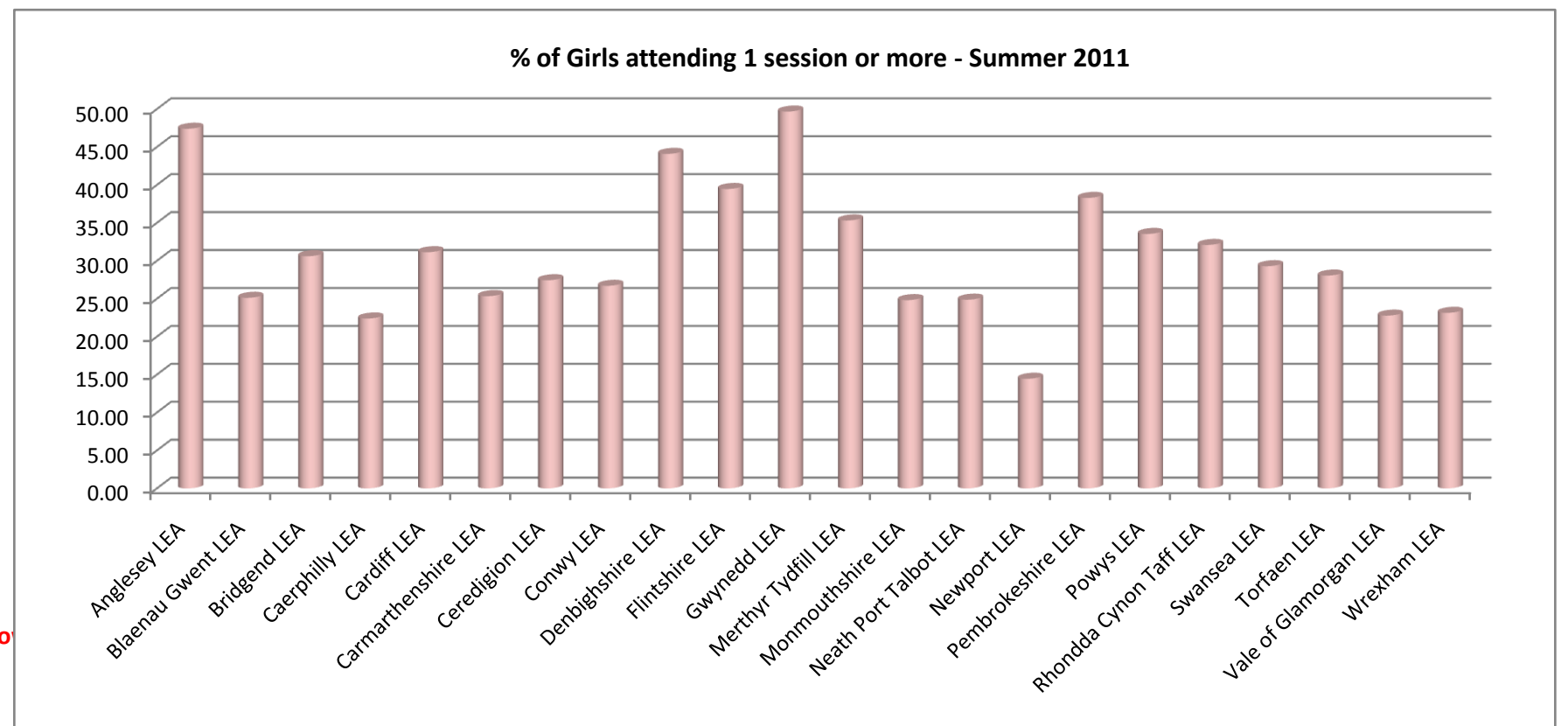
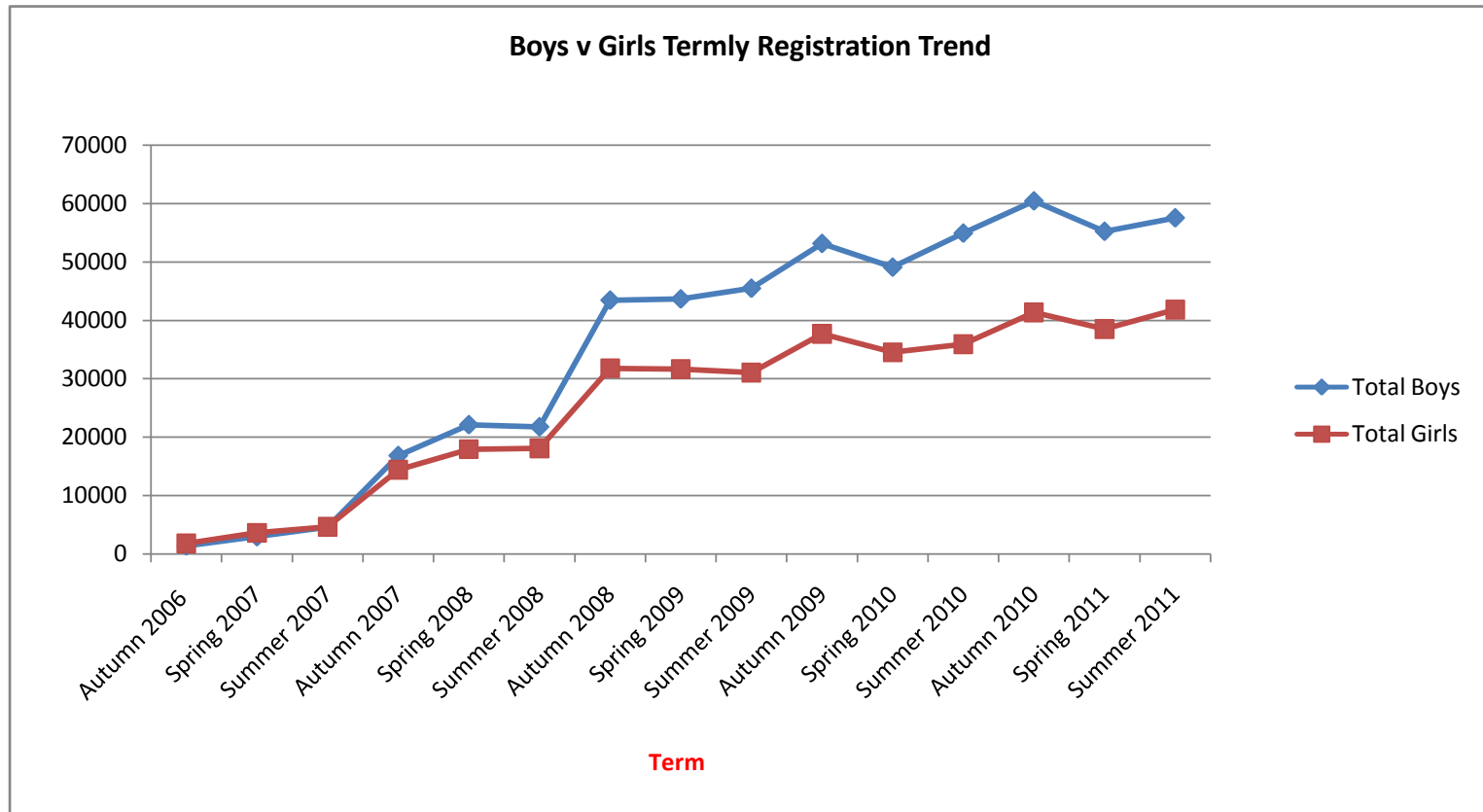


LA Registrations By Key Stage - Summer 2011



5x60 Sessions by Region Summer 2011





Region List

North	Anglesey	Conwy	Denbighshire	Flintshire	Gwynedd	Wrexham
South East 1	Cardiff	Monmouth	Newport	RCT	Torfaen	
South East 2	Blaenau Gwent	Bridgend	Caerphilly	Merthyr	Powys	Bridgend
West	Carmarthen	Ceredigion	Neath Port Talbot	Swansea	Wrexham	

5x60 Registrations & Sessions Spring 2011

Term	Summer 2011									
LA	Values									
	Sessions	Boys KS3	Boys KS4	Girls KS3	Girls KS4	Total Boys	Total Girls	Total KS3	Total KS4	Total Registrations
Anglesey LEA	564	2708	448	1901	132	3156	2033	4609	580	5189
Blaenau Gwent LEA	652	1224	234	521	66	1458	587	1745	300	2045
Bridgend LEA	947	2556	549	1497	185	3105	1682	4053	734	4787
Caerphilly LEA	1177	2279	356	1590	295	2635	1885	3869	651	4520
Cardiff LEA	1924	4122	1056	4087	648	5178	4735	8209	1704	9913
Carmarthenshire LEA	1166	1770	406	1440	230	2176	1670	3210	636	3846
Ceredigion LEA	465	1167	191	387	66	1358	453	1554	257	1811
Conwy LEA	399	1106	155	508	49	1261	557	1614	204	1818
Denbighshire LEA	986	4592	1196	4124	928	5788	5052	8716	2124	10840
Flintshire LEA	923	2423	454	2142	421	2877	2563	4565	875	5440
Gwynedd LEA	1706	3855	918	3164	618	4773	3782	7019	1536	8555
Merthyr Tydfil LEA	263	1030	404	1197	232	1434	1429	2227	636	2863
Monmouthshire LEA	514	804	463	656	401	1267	1057	1460	864	2324
Neath Port Talbot LEA	798	1807	244	1287	134	2051	1421	3094	378	3472
Newport LEA	791	2044	596	779	308	2640	1087	2823	904	3727
Pembrokeshire LEA	769	2371	697	1628	493	3068	2121	3999	1190	5189
Powys LEA	864	1605	312	852	195	1917	1047	2457	507	2964
Rhondda Cynon Taff LEA	1591	3459	586	2141	396	4045	2537	5600	982	6582
Swansea LEA	1287	1942	697	1683	554	2597	2237	3625	1209	4834
Torfaen LEA	542	2005	295	1528	357	2300	1885	3533	652	4185
Vale of Glamorgan LEA	515	1102	171	950	151	1273	1101	2052	322	2374
Wrexham LEA	626	925	297	853	71	1222	924	1778	368	2146
Grand Total	19,469	46,896	10,683	34,915	6,930	57,579	41,845	81,811	17,613	99,424

5x60 Registrations by Term

Registrations by term	Term
LA	Summer 2011
Anglesey LEA	5189
Blaenau Gwent LEA	2045
Bridgend LEA	4787
Caerphilly LEA	4520
Cardiff LEA	9913
Carmarthenshire LEA	3846
Ceredigion LEA	1811
Conwy LEA	1818
Denbighshire LEA	10840
Flintshire LEA	5440
Gwynedd LEA	8555
Merthyr Tydfil LEA	2863
Monmouthshire LEA	2324
Neath Port Talbot LEA	3472
Newport LEA	3727
Pembrokeshire LEA	5189
Powys LEA	2964
Rhondda Cynon Taff LEA	6582
Swansea LEA	4834
Torfaen LEA	4185
Vale of Glamorgan LEA	2374
Wrexham LEA	2146
Grand Total	99,424

Registrations Spring 2011

Term	Summer 2011	
LA	Total Registrations	
Anglesey LEA	5189	
Blaenau Gwent LEA	2045	
Bridgend LEA	4787	
Caerphilly LEA	4520	
Cardiff LEA	9913	
Carmarthenshire LEA	3846	
Ceredigion LEA	1811	
Conwy LEA	1818	
Denbighshire LEA	10840	
Flintshire LEA	5440	
Gwynedd LEA	8555	
Merthyr Tydfil LEA	2863	
Monmouthshire LEA	2324	
Neath Port Talbot LEA	3472	
Newport LEA	3727	
Pembrokeshire LEA	5189	
Powys LEA	2964	
Rhondda Cynon Taff LEA	6582	
Swansea LEA	4834	
Torfaen LEA	4185	
Vale of Glamorgan LEA	2374	
Wrexham LEA	2146	
Grand Total	99,424	

Registrations by Key Stage Spring 2011

Term	Summer 2011		
LA	Values		
	Total KS3	Total KS4	
Anglesey LEA	4609	580	
Blaenau Gwent LEA	1745	300	
Bridgend LEA	4053	734	
Caerphilly LEA	3869	651	
Cardiff LEA	8209	1704	
Carmarthenshire LEA	3210	636	
Ceredigion LEA	1554	257	
Conwy LEA	1614	204	
Denbighshire LEA	8716	2124	
Flintshire LEA	4565	875	
Gwynedd LEA	7019	1536	
Merthyr Tydfil LEA	2227	636	
Monmouthshire LEA	1460	864	
Neath Port Talbot LEA	3094	378	
Newport LEA	2823	904	
Pembrokeshire LEA	3999	1190	
Powys LEA	2457	507	
Rhondda Cynon Taff LEA	5600	982	
Swansea LEA	3625	1209	
Torfaen LEA	3533	652	
Vale of Glamorgan LEA	2052	322	
Wrexham LEA	1778	368	
Grand Total	81,811	17,613	

Registrations by Gender Spring 2011

Term	Summer 2011		
LA	Values		
	Total Boys	Total Girls	
Anglesey LEA	3156	2033	
Blaenau Gwent LEA	1458	587	
Bridgend LEA	3105	1682	
Caerphilly LEA	2635	1885	
Cardiff LEA	5178	4735	
Carmarthenshire LEA	2176	1670	
Ceredigion LEA	1358	453	
Conwy LEA	1261	557	
Denbighshire LEA	5788	5052	
Flintshire LEA	2877	2563	
Gwynedd LEA	4773	3782	
Merthyr Tydfil LEA	1434	1429	
Monmouthshire LEA	1267	1057	
Neath Port Talbot LEA	2051	1421	
Newport LEA	2640	1087	
Pembrokeshire LEA	3068	2121	
Powys LEA	1917	1047	
Rhondda Cynon Taff LEA	4045	2537	
Swansea LEA	2597	2237	
Torfaen LEA	2300	1885	
Vale of Glamorgan LEA	1273	1101	
Wrexham LEA	1222	924	
Grand Total	57,579	41,845	

Sessions Spring 2011

Term	Summer 2011	
LA	No of Sessions	
Anglesey LEA	564	
Blaenau Gwent LEA	652	
Bridgend LEA	947	
Caerphilly LEA	1177	
Cardiff LEA	1924	
Carmarthenshire LEA	1166	
Ceredigion LEA	465	
Conwy LEA	399	
Denbighshire LEA	986	
Flintshire LEA	923	
Gwynedd LEA	1706	
Merthyr Tydfil LEA	263	
Monmouthshire LEA	514	
Neath Port Talbot LEA	798	
Newport LEA	791	
Pembrokeshire LEA	769	
Powys LEA	864	
Rhondda Cynon Taff LEA	1591	
Swansea LEA	1287	
Torfaen LEA	542	
Vale of Glamorgan LEA	515	
Wrexham LEA	626	
Grand Total	19,469	

Registrations Trend

LA	Values	
	Total Boys	Total Girls
Autumn 2006	1387	1828
Spring 2007	2968	3653
Summer 2007	4560	4682
Autumn 2007	16866	14436
Spring 2008	22153	17958
Summer 2008	21795	18112
Autumn 2008	43475	31809
Spring 2009	43691	31667
Summer 2009	45510	31051
Autumn 2009	53187	37676
Spring 2010	49123	34538
Summer 2010	54952	35930
Autumn 2010	60470	41349
Spring 2011	55262	38509

Regional Key Stage Registrations Spring 2011

Term	Summer 2011		
LA	Values		
	Total KS3	Total KS4	
North	28301	5687	
South East 1	21625	5106	
South East 2	16403	3150	
West	15482	3670	
Grand Total	81,811	17,613	

Time of 5x60 Sessions

Term	Summer 2011	
Time	Sessions	
After School	8410	
Lunchtime	10002	
Morning	640	
School Holidays	297	
Weekend	120	
Grand Total	19469	

5x60 Registrations & Sessions by Region Spring 2011

Term Summer 2011

Region / LA	Values									
	No of Sessions	Boys KS3	Boys KS4	Girls KS3	Girls KS4	Total Boys	Total Girls	Total Registrations	Total KS3	Total KS4
North	5204	15609	3468	12692	2219	19077	14911	33988	28301	5687
Anglesey LEA	564	2708	448	1901	132	3156	2033	5189	4609	580
Conwy LEA	399	1106	155	508	49	1261	557	1818	1614	204
Denbighshire LEA	986	4592	1196	4124	928	5788	5052	10840	8716	2124
Flintshire LEA	923	2423	454	2142	421	2877	2563	5440	4565	875
Gwynedd LEA	1706	3855	918	3164	618	4773	3782	8555	7019	1536
Wrexham LEA	626	925	297	853	71	1222	924	2146	1778	368
South East 1	5362	12434	2996	9191	2110	15430	11301	26731	21625	5106
Cardiff LEA	1924	4122	1056	4087	648	5178	4735	9913	8209	1704
Monmouthshire LEA	514	804	463	656	401	1267	1057	2324	1460	864
Newport LEA	791	2044	596	779	308	2640	1087	3727	2823	904
Rhondda Cynon Taff LEA	1591	3459	586	2141	396	4045	2537	6582	5600	982
Torfaen LEA	542	2005	295	1528	357	2300	1885	4185	3533	652
South East 2	4418	9796	2026	6607	1124	11822	7731	19553	16403	3150
Blaenau Gwent LEA	652	1224	234	521	66	1458	587	2045	1745	300
Bridgend LEA	947	2556	549	1497	185	3105	1682	4787	4053	734
Caerphilly LEA	1177	2279	356	1590	295	2635	1885	4520	3869	651
Merthyr Tydfil LEA	263	1030	404	1197	232	1434	1429	2863	2227	636
Powys LEA	864	1605	312	852	195	1917	1047	2964	2457	507
Vale of Glamorgan LEA	515	1102	171	950	151	1273	1101	2374	2052	322
West	4485	9057	2193	6425	1477	11250	7902	19152	15482	3670
Carmarthenshire LEA	1166	1770	406	1440	230	2176	1670	3846	3210	636
Ceredigion LEA	465	1167	191	387	66	1358	453	1811	1554	257
Neath Port Talbot LEA	798	1807	244	1287	134	2051	1421	3472	3094	378
Pembrokeshire LEA	769	2371	697	1628	493	3068	2121	5189	3999	1190
Swansea LEA	1287	1942	655	1683	554	2597	2237	4834	3625	1209
Grand Total	19,469	46,896	10,683	34,915	6,930	57,579	41,845	99,424	81,811	17,613

5X60 Registrations by Region Spring 2011

Term Summer 2011

Region	Total Registrations
North	33,988
South East 1	26,731
South East 2	19,553
West	19,152
Grand Total	99,424

5X60 Sessions by Region Spring 2011

Term Summer 2011

Region	No of Sessions
North	5204
South East 1	5362
South East 2	4418
West	4485
Grand Total	19469

5X60 Sessions by Location Spring 2011

Term Summer 2011

Location	Sessions
Leisure Centre	3,745
Local Club	1,166
Other	1,503
School Site	13,055
Grand Total	19,469

5x60 Training Analysis Summer 2011

5X60 Training Data

Term	Summer 2011								
Course Name	Values								
	HE FE Students	Qualified Coach or Instructor	Teacher Non PE	Older Pupils	Other Club Personnel	PE Teacher	Total Males	Total Females	Total Trained
AYP Organisers Course				58	2		42	55	97
Badminton leaders award	2	2		7		1	8	3	11
Basketball Level 1				2			2		2
Cheerleading Workshop			1					1	1
Coaching Disabled Performers	6				4		1	5	6
Dance Leaders	0	2	0	39	0	0	0	55	55
Exercise to Music Fitness Wales								1	1
First Aid		4		34		1	27	25	52
Football Leaders Award	0	0	2	8	0	0	2	6	8
Netball Starting Out	0	0	0	40	0	0	0	57	57
Q Award	0	0	0	27	0	0	0	44	44
Sports Leaders Level 1 (JSLA)	9	1		37	1		33	13	46
Sports Leaders Level 2 (CSLA)	0	1	0	31	1	0	33	23	56
Table Tennis Award	1			1		1	1	2	3
Tag Rugby Award	1	0	0	8	0	0	10	1	11
Tag Rugby Community Leaders							2	2	4
UKCC Safeguarding and Protecting Children				1			1		1
Walking the Way to Health			2					2	2
Other	9	17	7	84	3	12	134	54	188
Grand Total	28	27	12	377	11	15	296	349	645

Total Trained by LA

Term	Summer 2011
LA	Total Trained
Anglesey LEA	76
Bridgend LEA	42
Caerphilly LEA	37
Cardiff LEA	21
Carmarthenshire LEA	3
Ceredigion LEA	41
Denbighshire LEA	33
Flintshire LEA	68
Gwynedd LEA	18
Monmouthshire LEA	55
Neath Port Talbot LEA	9
Newport LEA	9
Pembrokeshire LEA	66
Powys LEA	32
Rhondda Cynon Taff LEA	19
Swansea LEA	33
Torfaen LEA	15
Vale of Glamorgan LEA	9
Wrexham LEA	59
Grand Total	645

Total Trained by Course

Term	Summer 2011
Course	Total Trained
AYP Organisers Course	97
Badminton leaders award	11
Basketball Level 1	2
Cheerleading Workshop	1
Coaching Disabled Performers	6
Dance Leaders	55
Exercise to Music Fitness Wales	1
First Aid	52
Football Leaders Award	8
Netball Starting Out	57
Q Award	44
Sports Leaders Level 1 (JSLA)	46
Sports Leaders Level 2 (CSLA)	56
Table Tennis Award	3
Tag Rugby Award	11
Tag Rugby Community Leaders	4
UKCC Safeguarding and Protecting Children	1
Walking the Way to Health	2
Other	188
Grand Total	645

Sessions led by older pupils

Term	Summer 2011
Session Lead by	Older pupils
LA	Sessions Led by Older Pupils
Anglesey LEA	36
Caerphilly LEA	73
Cardiff LEA	75
Carmarthenshire LEA	238
Ceredigion LEA	85
Denbighshire LEA	24
Flintshire LEA	11
Gwynedd LEA	359
Merthyr Tydfill LEA	14
Monmouthshire LEA	3
Neath Port Talbot LEA	15
Newport LEA	6
Pembrokeshire LEA	71
Powys LEA	46
Rhondda Cynon Taff LEA	42
Swansea LEA	8
Torfaen LEA	6
Vale of Glamorgan LEA	21
Grand Total	1133

Sessions assisted by older pupils

Term	Summer 2011
Session assisted by	Older pupils
LA	Number of sessions
Anglesey LEA	383
Blaenau Gwent LEA	9
Bridgend LEA	228
Caerphilly LEA	387
Cardiff LEA	186
Carmarthenshire LEA	328
Ceredigion LEA	66
Denbighshire LEA	64
Flintshire LEA	107
Gwynedd LEA	241
Merthyr Tydfill LEA	74
Monmouthshire LEA	61
Neath Port Talbot LEA	49
Newport LEA	323
Pembrokeshire LEA	187
Powys LEA	237
Rhondda Cynon Taff LEA	462
Swansea LEA	325
Torfaen LEA	33
Vale of Glamorgan LEA	131
Wrexham LEA	232
Grand Total	4113

Young Leaders Analysis

Total 5x60 Sessions	19,469
Total Sessions assisted or led by older pupils	5,246
% assisted or led by older pupils	26.95%

5X60 Schools Analysis Summer 2011

5x60 Registrations & Sessions by School Spring 2011

Term		Summer 2011								
LA / School	Values									
	No of Sessions	Boys KS3	Boys KS4	Girls KS3	Girls KS4	Total Boys	% Boys	Total Girls	% Girls	Total Registrations
Anglesey	564	2708	448	1901	132	3156	60.82%	2033	39.18%	5189
Ysgol David Hughes	153	563	116	321	92	679	62.18%	413	37.82%	1092
Ysgol Gyfun Llangefni	60	143	58	158	6	201	55.07%	164	44.93%	365
Ysgol Syr Thomas Jones	137	643	103	370	10	746	66.25%	380	33.75%	1126
Ysgol Uwchradd Bodedern	144	877	166	562	21	1043	64.15%	583	35.85%	1626
Ysgol Uwchradd Caergybi	70	482	5	490	3	487	49.69%	493	50.31%	980
Blaenau Gwent LEA	652	1224	234	521	66	1458	71.30%	587	28.70%	2045
Abertillery Comprehensive School	105	314	8	66	5	322	81.93%	71	18.07%	393
Brymawr School	101	107	45	74	4	152	66.09%	78	33.91%	230
Ebbw Vale Comprehensive School	129	239	5	129	11	244	63.54%	140	36.46%	384
Glyncoed Comprehensive School	183	285	49	147	17	334	67.07%	164	32.93%	498
Tredegar Comprehensive School	134	279	127	105	29	406	75.19%	134	24.81%	540
Bridgend LEA	947	2556	549	1497	185	3105	64.86%	1682	35.14%	4787
Archbishop Mcgrath Catholic School	40	199	64	104	8	263	70.13%	112	29.87%	375
Brynteg Comprehensive School	120	223	12	238	32	235	46.53%	270	53.47%	505
Bryntirion Comprehensive School	134	292	111	194	33	403	63.97%	227	36.03%	630
Cynffig Comprehensive School	74	241	23	168	0	264	61.11%	168	38.89%	432
Heronbridge	74	34	31	19	18	65	63.73%	37	36.27%	102
Maesteg Comprehensive School	136	517	105	274	37	622	66.67%	311	33.33%	933
Ogmore Comprehensive	115	273	52	166	38	325	61.44%	204	38.56%	529
Pencoed Comprehensive School	91	153	0	94	0	153	61.94%	94	38.06%	247
Porthcawl Comprehensive	83	415	103	212	18	518	69.25%	230	30.75%	748
Ynysawdre Comprehensive School	80	209	48	28	1	257	89.86%	29	10.14%	286
Caerphilly LEA	1177	2279	356	1590	295	2635	58.30%	1885	41.70%	4520
Bedwas High School	95	275	31	74	14	306	77.66%	88	22.34%	394
Blackwood Comprehensive	207	167	20	191	25	187	46.40%	216	53.60%	403
Cwmcarn High School	71	347	41	86	2	388	81.51%	88	18.49%	476
Heolddu Comprehensive School	76	150	36	21	32	186	77.82%	53	22.18%	239
Lewis Girls Comprehensive School	79	0	0	407	93	0	0.00%	500	100.00%	500
Lewis School Pengam	59	227	38	0	0	265	100.00%	0	0.00%	265
Newbridge Comprehensive	105	183	19	137	11	202	57.71%	148	42.29%	350
Oakdale Comprehensive	90	132	13	94	1	145	60.42%	95	39.58%	240
Pontlanfraith Comprehensive School	92	100	26	65	25	126	58.33%	90	41.67%	216
Rhymney Comprehensive School	37	41	19	16	6	60	73.17%	22	26.83%	82
Risca Community School	78	290	39	140	16	329	67.84%	156	32.16%	485
St Cenydd Comprehensive School	79	124	58	152	13	182	52.45%	165	47.55%	347
St Martin Comprehensive School	77	209	15	145	31	224	56.00%	176	44.00%	400
Ysgol Gyfun Cwm Rhymni	32	34	1	62	26	35	28.46%	88	71.54%	123
Cardiff LEA	1924	4122	1056	4087	648	5178	52.23%	4735	47.77%	9913
Cantonian High School	62	169	87	210	37	256	50.89%	247	49.11%	503
Cardiff High School	67	283	3	187	2	286	60.21%	189	39.79%	475
Cathays High School	128	167	113	192	32	280	55.56%	224	44.44%	504
Corpus Christi Catholic High School	35	47	3	154	13	50	23.04%	167	76.96%	217

5x60 Registrations by School Spring 2011

Term		Summer 2011
School	Total Registrations	
Aberdare Boys school	300	
Aberdare Girls' Comprehensive School	268	
Abersychan Comprehensive School	1288	
Abertillery Comprehensive School	393	
Afon Taf High School	487	
Amman Valley Comprehensive School	432	
Archbishop Mcgrath Catholic School	375	
Argoed High School	711	
Barry Comprehensive School	331	
Basseleg school	396	
Bedwas High School	394	
Birchgrove Comprehensive School	341	
Bishop Gore School	517	
Bishop Hedley High School	1133	
Bishop Vaughan RC School	314	
Blackwood Comprehensive	403	
Blessed Edward Jones RC School	895	
Brecon High School	236	
Brymawr School	230	
Bryn Hafren Comprehensive School	211	
Bryncelynog Comprehensive School	518	
Bryngwyn Comprehensive School	421	
Brynteg Comprehensive School	505	
Bryntirion Comprehensive School	630	
Builth Wells High School	266	
Caereinion High School	192	
Caerleon Comprehensive School	566	
Caldicot Comprehensive	620	
Cantonian High School	503	
Cardiff High School	475	
Cardigan County Secondary	219	
Cardinal Newman RC Comprehensive School	258	
Castell Alun High School	953	
Cathays High School	504	
Cefn Hengoed Community School	1001	
Cefn Saeson Comprehensive School	273	
Chepstow Comprehensive	676	
Coedcae Comprehensive School	164	
Connah's Quay High School	104	
Corpus Christi Catholic High School	217	
Cowbridge School	233	
Crickhowell High School	162	
Croesyceiliog School	665	

5X60 Schools Analysis Summer 2011

LA / School	No of Sessions	Boys KS3	Boys KS4	Girls KS3	Girls KS4	Total Boys	% Boys	Total Girls	% Girls	Total Registrations	School	Total Registrations
Fitzalan High School	172	283	160	155	67	443	66.62%	222	33.38%	665	Cwmcarn High School	476
Glyn Derw High School	81	67	53	80	14	120	56.07%	94	43.93%	214	Cwmtawe Comprehensive School	661
Llanederyn High School	45	209	15	182	7	224	54.24%	189	45.76%	413	Cwrt Sart Comprehensive School	221
Llanishen High School	114	173	34	331	35	207	36.13%	366	63.87%	573	Cyfartha High School	441
Llanrumney High School	54	67	36	45	12	103	64.38%	57	35.63%	160	Cymer Afan Comprehensive School	176
Mary Immaculate RC High School	56	520	213	513	150	733	52.51%	663	47.49%	1396	Cynffig Comprehensive School	432
Michaelston Community School	154	99	34	28	13	133	76.44%	41	23.56%	174	Daniel James Community School	69
Radyr Comprehensive School	138	193	32	173	8	225	55.42%	181	44.58%	406	Darland High School	176
Rumney High School	129	209	46	222	88	255	45.13%	310	54.87%	565	Denbigh High School	712
St Illtyds R.C High School	129	129	49	124	86	178	45.88%	210	54.12%	388	Duffryn High School	212
St Teilio's C.I.W High School	86	137	28	142	2	165	53.40%	144	46.60%	309	Dwr-Y-Felin Comprehensive School	37
The Bishop of Llandaff C.I.W High	99	899	21	936	2	920	49.52%	938	50.48%	1858	Dyffryn Afan Comprehensive School	278
Whitchurch High School	221	307	45	314	69	352	47.89%	383	52.11%	735	Dylan Thomas Community School	259
Willows High School	75	129	43	99	11	172	60.99%	110	39.01%	282	Ebbw Vale Comprehensive School	384
Greenhill Special School	79	35	41	0	0	76	100.00%	0	0.00%	76	Eirias High School	317
Carmarthenshire LEA	1166	1770	406	1440	230	2176	56.58%	1670	43.42%	3846	Elfed High	746
Amman Valley Comprehensive School	131	197	39	162	34	236	54.63%	196	45.37%	432	Fairwater School	325
Bryngwyn Comprehensive School	70	114	21	255	31	135	32.07%	286	67.93%	421	Ferndale Community School	560
Coedcae Comprehensive School	58	79	3	75	7	82	50.00%	82	50.00%	164	Fitzalan High School	665
Glan-Y-Mor Comprehensive School	39	135	28	104	1	163	60.82%	105	39.18%	268	Flint High School	330
Heol Goffa Special School	17	9	7	28	0	16	36.36%	28	63.64%	44	Glan Afan Comprehensive	378
Queen Elizabeth High	135	159	4	160	27	163	46.57%	187	53.43%	350	Glan-Y-Mor Comprehensive School	268
St John Lloyd Catholic Comprehensive	34	77	12	83	12	89	48.37%	95	51.63%	184	Glyn Derw High School	214
Ysgol Gyfun Bro Myrddin	101	87	1	83	37	88	42.31%	120	57.69%	208	Glyncoed Comprehensive School	498
Ysgol Gyfun Dyffryn Taf	67	102	31	74	0	133	64.25%	74	35.75%	207	Gowerton School	359
Ysgol Gyfun Emlyn	67	105	41	42	10	146	73.74%	52	26.26%	198	Gwernyfed High School	239
Ysgol Gyfun Maes Yr yfa	104	49	71	43	12	120	68.57%	55	31.43%	175	Hartridge High School	580
Ysgol Gyfun Pantycelyn	85	122	38	79	10	160	64.26%	89	35.74%	249	Hawarden High School	277
Ysgol Gyfun Tregib	121	225	27	101	10	252	69.42%	111	30.58%	363	Hawthorn High School	544
Ysgol Gyfun Y Strade	42	157	47	113	31	204	58.62%	144	41.38%	348	Heol Goffa Special School	44
Ysgol Y Gwendraeth	95	153	36	38	8	189	80.43%	46	19.57%	235	Heolddu Comprehensive School	239
Ceredigion LEA	465	1167	191	387	66	1358	74.99%	453	25.01%	1811	Heronbridge	102
Cardigan County Secondary	65	144	36	35	4	180	82.19%	39	17.81%	219	Holywell High School	309
Penglais Comprehensive School	83	205	13	76	6	218	72.67%	82	27.33%	300	John Beddoes School	234
Ysgol Gyfun Aberaeron	40	162	23	22	8	185	86.05%	30	13.95%	215	King Henry VIII Comprehensive School	286
Ysgol Gyfun Dyffryn Teifi	66	104	13	70	0	117	62.57%	70	37.43%	187	Lewis Girls Comprehensive School	500
Ysgol Gyfun Llanbedr-Pont-Steffan	71	171	41	97	16	212	65.23%	113	34.77%	325	Lewis School Pengam	265
Ysgol Gyfun Penweddig	71	186	31	27	12	217	84.77%	39	15.23%	256	Llandrindod High School	357
Ysgol Uwchradd Tregaron	69	195	34	60	20	229	74.11%	80	25.89%	309	Llanederyn High School	413
Conwy LEA	399	1106	155	508	49	1261	69.36%	557	30.64%	1818	Llanfyllin High School	319
Eirias High School	90	212	0	101	4	212	66.88%	105	33.12%	317	Llangatwg Comprehensive School	439
Ysgol Aberconwy	55	59	4	61	11	63	46.67%	72	53.33%	135	Llanidloes High School	95
Ysgol Bryn Elian	49	101	2	70	0	103	59.54%	70	40.46%	173	Llanishen High School	573
Ysgol Dyffryn Conwy	26	86	14	27	8	100	74.07%	35	25.93%	135	Llanrumney High School	160
Ysgol Emrys Ap Iwan	40	215	67	25	9	282	89.24%	34	10.76%	316	Llantarnam School	431
Ysgol John Bright	61	157	41	63	0	198	75.86%	63	24.14%	261	Llantwit Major School	175
Ysgol Y Creuddyn	32	253	6	139	6	259	64.11%	145	35.89%	404	Lliswerry High School	405
Ysgol Y Gogarth	46	23	21	22	11	44	57.14%	33	42.86%	77	Maesteg Comprehensive School	933

5X60 Schools Analysis Summer 2011

LA / School	No of Sessions	Boys KS3	Boys KS4	Girls KS3	Girls KS4	Total Boys	% Boys	Total Girls	% Girls	Total Registrations
Denbighshire LEA	986	4592	1196	4124	928	5788	53.39%	5052	46.61%	10840
Blessed Edward Jones RC School	183	319	239	251	86	558	62.35%	337	37.65%	895
Denbigh High School	69	445	8	258	1	453	63.62%	259	36.38%	712
Prestatyn High School	141	1975	596	1710	572	2571	52.98%	2282	47.02%	4853
Rhyl High School	205	438	309	246	151	747	65.30%	397	34.70%	1144
St Brigids School	85	121	0	382	85	121	20.58%	467	79.42%	588
Ysgol Brynhyfryd	102	387	1	356	2	388	52.01%	358	47.99%	746
Ysgol Dinas Bran	119	284	33	128	29	317	66.88%	157	33.12%	474
Ysgol Uwchradd Glan Clwyd	82	623	10	793	2	633	44.33%	795	55.67%	1428
Flintshire LEA	923	2423	454	2142	421	2877	52.89%	2563	47.11%	5440
Argoed High School	127	380	84	205	42	464	65.26%	247	34.74%	711
Castell Alun High School	47	426	134	269	124	560	58.76%	393	41.24%	953
Connah's Quay High School	60	58	0	29	17	58	55.77%	46	44.23%	104
Elfed High	98	351	15	366	14	366	49.06%	380	50.94%	746
Flint High School	152	152	53	113	12	205	62.12%	125	37.88%	330
Hawarden High School	37	80	12	180	5	92	33.21%	185	66.79%	277
Holywell High School	80	163	47	94	5	210	67.96%	99	32.04%	309
Mold Alun High School	187	255	45	349	83	300	40.98%	432	59.02%	732
St Richard Gwyn Roman Catholic High	63	426	62	403	119	488	48.32%	522	51.68%	1010
Ysgol Maes Garmon	72	132	2	134	0	134	50.00%	134	50.00%	268
Gwynedd LEA	1706	3855	918	3164	618	4773	55.79%	3782	44.21%	8555
Ysgol Ardudwy	92	234	49	158	23	283	60.99%	181	39.01%	464
Ysgol Botwnnog	247	124	39	124	64	163	46.44%	188	53.56%	351
Ysgol Brynrefail	60	289	115	113	16	404	75.80%	129	24.20%	533
Ysgol Dyffryn Nantle	97	255	89	291	71	344	48.73%	362	51.27%	706
Ysgol Dyffryn Ogwen	83	323	30	311	2	353	53.00%	313	47.00%	666
Ysgol Eifionydd	72	249	6	150	20	255	60.00%	170	40.00%	425
Ysgol Friars	60	145	14	126	28	159	50.80%	154	49.20%	313
Ysgol Glan Y Mor	202	156	195	137	196	351	51.32%	333	48.68%	684
Ysgol Syr Hugh Owen	88	643	14	642	4	657	50.42%	646	49.58%	1303
Ysgol Tryfan	65	293	73	101	24	366	74.54%	125	25.46%	491
Ysgol Uwchradd Tywyn	417	585	178	421	41	763	62.29%	462	37.71%	1225
Ysgol Y Berwyn	96	319	89	327	67	408	50.87%	394	49.13%	802
Ysgol Y Gader	84	202	24	188	61	226	47.58%	249	52.42%	475
Ysgol Y Moelwyn	43	38	3	75	1	41	35.04%	76	64.96%	117
Merthyr Tydfil LEA	263	1030	404	1197	232	1434	50.09%	1429	49.91%	2863
Afon Taf High School	68	120	64	290	13	184	37.78%	303	62.22%	487
Bishop Hedley High School	82	380	229	326	198	609	53.75%	524	46.25%	1133
Cyfartha High School	39	293	0	148	0	293	66.44%	148	33.56%	441
Pen-Y-Dre High School	74	237	111	433	21	348	43.39%	454	56.61%	802
Monmouthshire LEA	514	804	463	656	401	1267	54.52%	1057	45.48%	2324
Caldicot Comprehensive	76	347	7	265	1	354	57.10%	266	42.90%	620
Chepstow Comprehensive	143	319	102	216	39	421	62.28%	255	37.72%	676
King Henry VIII Comprehensive School	198	70	84	97	35	154	53.85%	132	46.15%	286
Monmouth Comprehensive School	97	68	270	78	326	338	45.55%	404	54.45%	742
Neath Port Talbot LEA	798	1807	244	1287	134	2051	59.07%	1421	40.93%	3472
Cefn Saeson Comprehensive School	41	179	21	44	29	200	73.26%	73	26.74%	273
Cwmtawe Comprehensive School	116	405	26	206	24	431	65.20%	230	34.80%	661

School	Total Registrations
Mary Immaculate RC High School	1396
Michaelston Community School	174
Milford Haven School	444
Mold Alun High School	732
Monmouth Comprehensive School	742
Morrison Comprehensive School	515
Newbridge Comprehensive	350
Newport High School	652
Newtown High School	22
Oakdale Comprehensive	240
Ogmore Comprehensive	529
Olchfa School	322
Pencoed Comprehensive School	247
Penglais Comprehensive School	300
Pentrefhafod	225
Penybryn Special School	77
Pen-Y-Dre High School	802
Penyrheol Comprehensive School	369
Pontarddulais Comprehensive School	43
Pontlanfraith Comprehensive School	216
Pontypridd High School	194
Porthcawl Comprehensive	748
Prestatyn High School	4853
Queen Elizabeth High	350
Radyr Comprehensive School	406
Rhyl High School	1144
Rhymney Comprehensive School	82
Risca Community School	485
Rumney High School	565
Sandfields Comprehensive School	382
Sir Thomas Picton School	576
St Alban's RC High School	456
St Brigids School	588
St Cenydd Comprehensive School	347
St Christopher's School	193
St Cyres Comprehensive School	438
St Illtyds R.C High School	388
St John Baptist C.I.W High School	573
St John Lloyd Catholic Comprehensive	184
St Josephs' Catholic High School	269
St Joseph's Catholic School	331
St Josephs RC High School	394
St Julians' Comprehensive School	522
St Martin Comprehensive School	400
St Richard Gwyn R.C High School	356
St Richard Gwyn Roman Catholic High	1010
St Teilio's C.I.W High School	309
Stanwell School	352

5X60 Schools Analysis Summer 2011

LA / School	No of Sessions	Boys KS3	Boys KS4	Girls KS3	Girls KS4	Total Boys	% Boys	Total Girls	% Girls	Total Registrations	School	Total Registrations
Cwrt Sart Comprehensive School	92	115	27	70	9	142	64.25%	79	35.75%	221	Tasker-Milward V.C School	501
Cymer Afan Comprehensive School	66	77	36	59	4	113	64.20%	63	35.80%	176	The Bishop of Llandaff C.I.W High	1858
Dwr-Y-Felin Comprehensive School	12	12	0	25	0	12	32.43%	25	67.57%	37	The Greenhill School	1309
Dyffryn Afan Comprehensive School	119	127	35	101	15	162	58.27%	116	41.73%	278	The maelor	104
Glan Afan Comprehensive	62	182	51	141	4	233	61.64%	145	38.36%	378	Tonypandy Comprehensive School	415
Llangatwg Comprehensive School	55	257	22	144	16	279	63.55%	160	36.45%	439	Tonyrefail Comprehensive School	583
Sandfields Comprehensive School	113	183	26	166	7	209	54.71%	173	45.29%	382	Tredegar Comprehensive School	540
St Joseph's Catholic School	56	176	0	137	18	176	53.17%	155	46.83%	331	Treorchy Comprehensive School	486
Ysgol Gyfun Ystalyfera	66	94	0	194	8	94	31.76%	202	68.24%	296	Welshpool High School	283
Newport LEA	791	2044	596	779	308	2640	70.83%	1087	29.17%	3727	West Monmouth Comprehensive School	625
Basseleg school	37	113	130	93	60	243	61.36%	153	38.64%	396	Whitchurch High School	735
Caerleon Comprehensive School	114	395	91	68	12	486	85.87%	80	14.13%	566	Willows High School	282
Duffryn High School	81	78	35	59	40	113	53.30%	99	46.70%	212	Y Pant Comprehensive School	581
Hartridge High School	215	495	77	8	0	572	98.62%	8	1.38%	580	Ynysawdre Comprehensive School	286
Lliswerry High School	143	275	47	83	0	322	79.51%	83	20.49%	405	Ysgol Aberconwy	135
Newport High School	73	208	112	240	92	320	49.08%	332	50.92%	652	Ysgol Ardudwy	464
St Josephs RC High School	63	91	75	140	88	166	42.13%	228	57.87%	394	Ysgol Botwnnog	351
St Julians' Comprehensive School	65	389	29	88	16	418	80.08%	104	19.92%	522	Ysgol Bro Ddyfi	208
Pembrokeshire LEA	769	2371	697	1628	493	3068	59.13%	2121	40.87%	5189	Ysgol Bro Gwaun	402
Milford Haven School	109	123	29	189	103	152	34.23%	292	65.77%	444	Ysgol Bro Morgannwg	278
Sir Thomas Picton School	74	263	110	154	49	373	64.76%	203	35.24%	576	Ysgol Bryn Alyn	191
Tasker-Milward V.C School	76	228	84	163	26	312	62.28%	189	37.72%	501	Ysgol Bryn Elian	173
The Greenhill School	98	511	334	220	244	845	64.55%	464	35.45%	1309	Ysgol Brynhyfryd	746
Ysgol Bro Gwaun	76	237	34	123	8	271	67.41%	131	32.59%	402	Ysgol Brynrefail	533
Ysgol Dewi Sant	101	162	18	177	9	180	49.18%	186	50.82%	366	Ysgol Clywedog	197
Ysgol Gyfun Ddwylieithog Y Preseli	67	111	8	55	5	119	66.48%	60	33.52%	179	Ysgol David Hughes	1092
Ysgol Penfro	168	736	80	547	49	816	57.79%	596	42.21%	1412	Ysgol Dewi Sant	366
Powys LEA	864	1605	312	852	195	1917	64.68%	1047	35.32%	2964	Ysgol Dinas Bran	474
Brecon High School	49	129	36	61	10	165	69.92%	71	30.08%	236	Ysgol Dyffryn Conwy	135
Builth Wells High School	69	153	9	85	19	162	60.90%	104	39.10%	266	Ysgol Dyffryn Nantle	706
Caereinion High School	60	103	32	46	11	135	70.31%	57	29.69%	192	Ysgol Dyffryn Ogwen	666
Crickhowell High School	34	98	0	46	18	98	60.49%	64	39.51%	162	Ysgol Eifionydd	425
Gwernyfed High School	41	187	11	30	11	198	82.85%	41	17.15%	239	Ysgol Emrys Ap Iwan	316
John Beddoes School	141	99	33	73	29	132	56.41%	102	43.59%	234	Ysgol Friars	313
Llandrindod High School	97	221	30	103	3	251	70.31%	106	29.69%	357	Ysgol Glan Y Mor	684
Llanfyllin High School	102	144	87	43	45	231	72.41%	88	27.59%	319	Ysgol Gyfun Aberaeron	215
Llanidloes High School	43	38	0	56	1	38	40.00%	57	60.00%	95	Ysgol Gyfun Bro Myrddin	208
Newtown High School	18	19	0	3	0	19	86.36%	3	13.64%	22	Ysgol Gyfun Bryn Tawe	283
Welshpool High School	83	120	4	147	12	124	43.82%	159	56.18%	283	Ysgol Gyfun Cwm Rhymini	123
Ysgol Bro Ddyfi	38	92	38	61	17	130	62.50%	78	37.50%	208	Ysgol Gyfun Cymer Rhondda	420
Ysgol Maes-Y- Dderwen	51	127	13	77	16	140	60.09%	93	39.91%	233	Ysgol Gyfun Ddwylieithog Y Preseli	179
Brynllwarch Hall School	18	44	4	9	2	48	81.36%	11	18.64%	59	Ysgol Gyfun Dyffryn Taf	207
Ysgol Cedewain	20	31	15	12	1	46	77.97%	13	22.03%	59	Ysgol Gyfun Dyffryn Teifi	187
Rhondda Cynon Taff LEA	1591	3459	586	2141	396	4045	61.46%	2537	38.54%	6582	Ysgol Gyfun Emlyn	198
Aberdare Boys school	52	275	25	0	0	300	100.00%	0	0.00%	300	Ysgol Gyfun Gwynllyw	395
Aberdare Girls' Comprehensive School	111	0	0	180	88	0	0.00%	268	100.00%	268	Ysgol Gyfun Gwyr	140
Bryncelynog Comprehensive School	120	289	58	156	15	347	66.99%	171	33.01%	518	Ysgol Gyfun Llanbedr-Pont-Steffan	325
Cardinal Newman RC Comprehensive School	58	160	9	89	0	169	65.50%	89	34.50%	258	Ysgol Gyfun Llangefni	365

5X60 Schools Analysis Summer 2011

LA / School	No of Sessions	Boys KS3	Boys KS4	Girls KS3	Girls KS4	Total Boys	% Boys	Total Girls	% Girls	Total Registrations	School	Total Registrations
Ferndale Community School	139	330	44	164	22	374	66.79%	186	33.21%	560	Ysgol Gyfun Llanhari	323
Hawthorn High School	125	384	12	127	21	396	72.79%	148	27.21%	544	Ysgol Gyfun Maes Yryrfa	175
Pontypridd High School	78	109	19	55	11	128	65.98%	66	34.02%	194	Ysgol Gyfun Pantycelyn	249
St John Baptist C.I.W High School	113	243	71	186	73	314	54.80%	259	45.20%	573	Ysgol Gyfun Penweddig	256
Tonypandy Comprehensive School	91	189	56	160	10	245	59.04%	170	40.96%	415	Ysgol Gyfun Rhydywaun	453
Tonyrefail Comprehensive School	209	285	33	244	21	318	54.55%	265	45.45%	583	Ysgol Gyfun Tregib	363
Treorchy Comprehensive School	125	294	42	130	20	336	69.14%	150	30.86%	486	Ysgol Gyfun Y Strade	348
Y Pant Comprehensive School	125	324	91	144	22	415	71.43%	166	28.57%	581	Ysgol Gyfun Ystalyfera	296
Ysgol Gyfun Cymer Rhondda	54	228	0	178	14	228	54.29%	192	45.71%	420	Ysgol John Bright	261
Ysgol Gyfun Llanhari	78	136	96	50	41	232	71.83%	91	28.17%	323	Ysgol Maes Garmon	268
Ysgol Gyfun Rhydywaun	49	152	14	259	28	166	36.64%	287	63.36%	453	Ysgol Maes-Y- Dderwen	233
Ysgol Ty Coch	42	34	16	11	10	50	70.42%	21	29.58%	71	Ysgol Morgan Llywd	200
Garth Olwg	22	27	0	8	0	27	77.14%	8	22.86%	35	Ysgol Penfro	1412
Swansea LEA	1287	1942	655	1683	554	2597	53.72%	2237	46.28%	4834	Ysgol Rhiwabon	228
Birchgrove Comprehensive School	98	102	68	162	9	170	49.85%	171	50.15%	341	Ysgol Rhosnesni	216
Bishop Gore School	102	89	133	94	201	222	42.94%	295	57.06%	517	Ysgol Syr Hugh Owen	1303
Bishop Vaughan RC School	60	185	29	88	12	214	68.15%	100	31.85%	314	Ysgol Syr Thomas Jones	1126
Cefn Hengoed Community School	164	327	116	414	144	443	44.26%	558	55.74%	1001	Ysgol Tryfan	491
Daniel James Community School	42	27	15	19	8	42	60.87%	27	39.13%	69	Ysgol Ty Coch	71
Dylan Thomas Community School	154	99	37	103	20	136	52.51%	123	47.49%	259	Ysgol Uwchradd Bodedern	1626
Gowerton School	97	126	26	149	58	152	42.34%	207	57.66%	359	Ysgol Uwchradd Caergybi	980
Morrison Comprehensive School	97	272	25	204	14	297	57.67%	218	42.33%	515	Ysgol Uwchradd Glan Clwyd	1428
Olchfa School	80	161	18	138	5	179	55.59%	143	44.41%	322	Ysgol Uwchradd Tregaron	309
Pentrefafod	87	64	85	66	10	149	66.22%	76	33.78%	225	Ysgol Uwchradd Tywyn	1225
Penybryn Special School	47	32	25	9	11	57	74.03%	20	25.97%	77	Ysgol Y Berwyn	802
Penyrheol Comprehensive School	85	240	14	110	5	254	68.83%	115	31.17%	369	Ysgol Y Creuddyn	404
Pontarddulais Comprehensive School	18	14	0	29	0	14	32.56%	29	67.44%	43	Ysgol Y Gader	475
Ysgol Gyfun Bryn Tawe	114	178	31	67	7	209	73.85%	74	26.15%	283	Ysgol Y Gogarth	77
Ysgol Gyfun Gwyr	42	26	33	31	50	59	42.14%	81	57.86%	140	Ysgol Y Gwendraeth	235
Torfaen LEA	542	2005	295	1528	357	2300	54.96%	1885	45.04%	4185	Ysgol Y Moelwyn	117
Abersychan Comprehensive School	45	659	16	607	6	675	52.41%	613	47.59%	1288	Ysgol-Y-Grango	372
Croesyceiliog School	81	375	9	132	149	384	57.74%	281	42.26%	665	Brynlywarch Hall School	59
Fairwater School	101	122	38	116	49	160	49.23%	165	50.77%	325	Ysgol Cedewain	59
Llantarnam School	107	148	84	143	56	232	53.83%	199	46.17%	431	Greenhill Special School	76
St Alban's RC High School	81	244	29	181	2	273	59.87%	183	40.13%	456	Garth Olwg	35
West Monmouth Comprehensive School	88	268	82	209	66	350	56.00%	275	44.00%	625	Grand Total	99,424
Ysgol Gyfun Gwynllyw	39	189	37	140	29	226	57.22%	169	42.78%	395		
Vale of Glamorgan LEA	515	1102	171	950	151	1273	53.62%	1101	46.38%	2374		
Barry Comprehensive School	69	271	60	0	0	331	100.00%	0	0.00%	331		
Bryn Hafren Comprehensive School	58	0	0	184	27	0	0.00%	211	100.00%	211		
Cowbridge School	40	144	4	70	15	148	63.52%	85	36.48%	233		
Llantwit Major School	40	62	13	97	3	75	42.86%	100	57.14%	175		
St Cyres Comprehensive School	93	251	16	150	21	267	60.96%	171	39.04%	438		
St Richard Gwyn R.C High School	76	133	6	199	18	139	39.04%	217	60.96%	356		
Stanwell School	78	95	54	157	46	149	42.33%	203	57.67%	352		
Ysgol Bro Morgannwg	61	146	18	93	21	164	58.99%	114	41.01%	278		
Wrexham LEA	626	925	297	853	71	1222	56.94%	924	43.06%	2146		
Darland High School	66	92	0	84	0	92	52.27%	84	47.73%	176		

5X60 Schools Analysis Summer 2011

LA / School	No of Sessions	Boys KS3	Boys KS4	Girls KS3	Girls KS4	Total Boys	% Boys	Total Girls	% Girls	Total Registrations
St Christopher's School	75	113	48	24	8	161	83.42%	32	16.58%	193
St Josephs' Catholic High School	44	118	16	124	11	134	49.81%	135	50.19%	269
The maelor	36	37	30	37	0	67	64.42%	37	35.58%	104
Ysgol Bryn Alyn	103	36	63	56	36	99	51.83%	92	48.17%	191
Ysgol Clywedog	67	115	44	38	0	159	80.71%	38	19.29%	197
Ysgol Morgan Llywd	69	95	18	80	7	113	56.50%	87	43.50%	200
Ysgol Rhiwabon	51	130	47	51	0	177	77.63%	51	22.37%	228
Ysgol Rhosnesni	66	105	7	98	6	112	51.85%	104	48.15%	216
Ysgol-Y-Grango	49	84	24	261	3	108	29.03%	264	70.97%	372
Grand Total	19,469	46,896	10,683	34,915	6,930	57,579	57.91%	41,845	42.09%	99,424

School	Total Registrations
--------	---------------------

Activity Registrations by LA Summer 2011

Term	Summer 2011																						
Activity Registrations	LA																						
Activity	Anglesey LEA	Blaenau Gwent LEA	Bridgend LEA	Caerphilly LEA	Cardiff LEA	Carmarthenshire LEA	Ceredigion LEA	Conwy LEA	Denbighshire LEA	Flintshire LEA	Gwynedd LEA	Merthyr Tydfil LEA	Monmouthshire LEA	Neath Port Talbot LEA	Newport LEA	Pembrokeshire LEA	Powys LEA	Rhondda Cynon Taff LEA	Swansea LEA	Torfaen LEA	Vale of Glamorgan LEA	Wrexham LEA	Grand Total
Aerobics	0	0	0	0	27	0	0	7	0	26	5	0	0	0	0	0	0	22	5	0	0	0	92
Archery	86	0	0	0	103	0	0	0	0	316	0	0	0	0	0	0	0	22	0	0	0	0	527
Athletics	0	7	147	119	468	84	0	19	381	59	473	0	140	0	202	0	26	616	115	123	77	20	3,076
Badminton	205	97	64	203	63	86	84	429	5	51	647	399	30	152	52	143	176	144	399	183	70	24	3,706
Baseball	15	0	46	156	629	44	0	0	24	0	291	0	82	0	104	398	0	75	43	67	32	0	2,006
Basketball	417	63	274	143	1157	172	74	0	348	106	704	38	35	60	219	231	112	186	463	170	97	101	5,170
Bench Ball	0	0	0	15	0	0	0	0	0	0	0	0	0	0	262	0	0	0	0	113	0	0	390
Boccia	0	0	14	0	0	0	0	10	500	9	0	0	0	0	22	0	0	0	5	0	0	21	581
Bowls	0	0	0	16	0	0	0	0	0	0	0	0	6	0	0	0	9	33	0	0	0	0	64
Boxersize	0	0	0	0	115	16	18	0	9	0	62	0	0	8	0	0	8	11	0	0	32	10	289
Boxing/wrestling	0	0	0	0	0	0	0	0	0	22	61	0	82	0	0	0	0	14	0	0	0	0	179
Canoeing	0	0	0	24	82	38	29	0	0	5	46	0	0	63	0	4	21	13	0	61	31	0	417
Cheerleading	0	0	0	16	76	12	0	0	7	35	168	0	0	7	0	32	26	60	4	0	64	0	507
Climbing	15	0	0	0	183	0	31	5	154	12	110	23	114	0	0	82	2	42	933	50	0	0	1,756
Cricket	360	232	129	199	0	120	210	65	451	154	410	234	90	150	64	266	196	281	18	17	18	82	3,746
Cycling	0	0	8	0	85	0	29	0	17	0	94	0	0	0	23	92	0	49	212	0	0	0	609
Dance	101	41	27	382	121	577	70	33	379	97	479	456	0	184	322	45	122	289	212	213	161	48	4,359
Dodgeball	351	98	299	291	286	272	154	128	582	247	477	0	183	607	477	138	129	178	138	223	306	139	5,703
Fencing	0	0	0	0	0	0	0	0	0	0	0	0	120	0	0	0	22	0	17	0	0	0	159
Fitness	257	261	214	248	681	325	74	4	3218	28	563	113	92	185	138	341	23	193	158	88	47	407	7,658
Football	184	195	981	592	1006	349	292	278	919	373	472	68	113	365	1231	580	334	938	385	742	87	188	10,672
Frisbee	0	124	91	0	94	27	0	0	131	0	297	121	81	0	0	478	23	0	0	238	3	18	1,726
Futsal	182	0	101	34	60	0	0	31	198	0	0	0	0	17	20	62	0	0	0	0	162	88	955
Golf	247	13	0	17	17	56	20	0	219	123	166	210	89	50	0	67	169	59	0	78	50	69	1,719
Gymnastics	26	35	17	40	13	10	0	16	48	0	0	0	0	62	0	0	0	54	57	0	0	28	406
Hockey	471	78	22	104	186	50	8	0	43	18	48	0	9	32	0	0	52	115	72	0	17	46	1,371
Horse Riding	0	0	0	0	0	0	16	0	10	0	0	0	11	0	0	0	7	81	0	0	0	0	125
Ice Skating	0	0	0	0	0	20	0	0	0	47	0	0	0	0	0	0	0	51	0	0	0	0	118
Judo	0	0	0	0	0	0	0	0	0	0	0	0	37	0	0	108	0	0	65	16	0	0	226
Lacrosse	0	0	0	33	0	104	0	0	24	12	0	0	0	0	0	0	19	0	0	0	0	0	192
Martial Arts	0	0	0	70	232	0	0	0	488	0	73	0	89	0	36	0	0	8	0	94	0	123	1,213
Mountain Biking	358	0	35	0	0	71	12	22	342	0	45	0	0	67	12	0	80	60	88	17	0	6	1,215
Multi activity club	437	132	414	500	114	90	0	0	437	2216	740	363	0	442	111	77	227	652	514	154	54	45	7,719
Netball	0	19	12	23	289	54	0	0	6	15	167	0	0	26	0	0	30	59	65	381	26	0	1,172
OAA	432	0	0	0	0	109	138	0	19	0	236	0	0	0	0	99	74	141	78	40	0	14	1,380
Other	115	42	167	183	171	35	52	23	409	421	223	119	46	152	160	30	67	222	101	0	19	103	2,860
Rounders	303	11	426	196	0	160	57	0	171	182	465	287	147	163	0	0	362	482	127	71	50	0	3,660
Rowing	0	0	0	0	806	0	0	0	0	14	0	0	38	0	0	0	0	0	79	0	0	0	937
Rugby	82	73	95	131	63	189	2	0	244	38	32	0	20	11	86	112	83	65	53	485	0	0	1,864
Sailing	0	0	0	0	12	0	0	0	12	0	15	0	0	22	0	0	23	0	22	0	0	0	106
Skiing	48	0	0	0	0	8	0	33	35	0	0	0	0	0	0	0	0	0	0	0	0	0	124
Squash	0	0	0	0	0	14	5	0	0	47	133	0	25	0	0	25	36	0	0	0	0	0	285
Street Dance	38	52	50	32	551	26	0	71	26	199	0	320	186	80	23	130	0	109	170	94	272	172	2,601
Surfing	16	0	230	13	0	112	59	0	0	0	59	0	0	132	0	87	10	1	39	0	57	0	815
Swimming	0	71	48	145	256	67	0	11	178	82	33	0	0	61	37	0	5	140	16	0	18	23	1,191
Table Tennis	56	192	22	207	950	88	40	68	81	45	116	81	0	0	99	293	115	194	97	0	26	0	2,770
Tennis	387	209	786	359	333	411	270	516	462	430	350	8	267	306	27	693	338	677	55	165	194	228	7,471
Trampoline	0	0	54	10	157	18	40	43	222	0	99	0	172	50	0	15	0	67	29	18	104	25	1,123
Volleyball	0	0	14	19	492	15	27	0	0	0	38	0	0	18	0	561	38	111	0	284	286	85	1,988
Walking	0	0	0	0	0	17	0	6	0	0	123	0	0	0	0	0	0	26	0	0	0	0	172
Water Polo	0	0	0	0	35	0	0	0	41	11	35	23	20	0	0	0	0	42	0	0	14	33	254
Grand Total	5,189	2,045	4,787	4,520	9,913	3,846	1,811	1,818	10,840	5,440	8,555	2,863	2,324	3,472	3,727	5,189	2,964	6,582	4,834	4,185	2,374	2,146	99,424

Total Activity Registrations Summer 2011

Term	Summer 2011	
Activity	Total Registrations	
Aerobics	92	
Archery	527	
Athletics	3076	
Badminton	3706	
Baseball	2006	
Basketball	5170	
Bench Ball	390	
Boccia	581	
Bowls	64	
Boxersize	289	
Boxing/wrestling	179	
Canoeing	417	
Cheerleading	507	
Climbing	1,756	
Cricket	3,746	
Cycling	609	
Dance	4,359	
Dodgeball	5,703	
Fencing	159	
Fitness	7,658	
Football	10,672	
Frisbee	1,726	
Futsal	955	
Golf	1,719	
Gymnastics	406	
Hockey	1,371	
Horse Riding	125	
Ice Skating	118	
Judo	226	
Lacrosse	192	
Martial Arts	1,213	
Mountain Biking	1,215	
Multi activity club	7,719	
Netball	1,172	
OAA	1,380	
Other	2,860	
Rounders	3,660	
Rowing	937	
Rugby	1,864	
Sailing	106	
Skiing	124	
Squash	285	
Street Dance	2,601	
Surfing	815	
Swimming	1,191	
Table Tennis	2,770	
Tennis	7,471	
Trampoline	1,123	
Volleyball	1,988	
Walking	172	
Water Polo	254	
Grand Total	99,424	

5x60 Activity Registrations by School

Activity Registrations by School Summer 2011

Term		Summer 2011										
Activity Registrations		Activity										
LA	School	Aerobics	Archery	Athletics	Badminton	Baseball	Basketball	Bench Ball	Boccia	Bowls		
Anglesey LEA	Ysgol David Hughes	0	0	0	78	0	63	0	0	0		
	Ysgol Gyfun Llangefni	0	0	0	0	0	22	0	0	0		
	Ysgol Syr Thomas Jones	0	0	0	91	0	19	0	0	0		
	Ysgol Uwchradd Bodedern	0	86	0	36	0	45	0	0	0		
	Ysgol Uwchradd Caergybi	0	0	0	0	15	268	0	0	0		
Anglesey LEA Total		0	86	0	205	15	417	0	0	0		
Blaenau Gwent LEA	Abertillery Comprehensive School	0	0	0	53	0	30	0	0	0		
	Brymawr School	0	0	7	0	0	0	0	0	0		
	Ebbw Vale Comprehensive School	0	0	0	0	0	0	0	0	0		
	Glyncoed Comprehensive School	0	0	0	44	0	0	0	0	0		
	Tredegarr Comprehensive School	0	0	0	0	0	33	0	0	0		
Blaenau Gwent LEA Total		0	0	7	97	0	63	0	0	0		
Bridgend LEA	Archbishop Mcgrath Catholic School	0	0	0	0	0	31	0	0	0		
	Brynteg Comprehensive School	0	0	45	0	0	49	0	0	0		
	Bryntirion Comprehensive School	0	0	0	0	0	49	0	0	0		
	Cynffig Comprehensive School	0	0	0	0	0	51	0	0	0		
	Héronsbridge	0	0	10	0	0	0	0	14	0		
	Maesteg Comprehensive School	0	0	0	0	46	21	0	0	0		
	Ogmore Comprehensive	0	0	0	64	0	0	0	0	0		
	Pencoed Comprehensive School	0	0	0	0	0	17	0	0	0		
	Porthcawl Comprehensive	0	0	82	0	0	0	0	0	0		
	Ynysawdre Comprehensive School	0	0	10	0	0	56	0	0	0		
Bridgend LEA Total		0	0	147	64	46	274	0	14	0		
Caerphilly LEA	Bedwas High School	0	0	0	0	0	13	0	0	0		
	Blackwood Comprehensive	0	0	88	0	17	12	0	0	0		
	Cwmcarn High School	0	0	0	50	0	14	0	0	0		
	Heolddu Comprehensive School	0	0	0	0	0	0	0	0	0		
	Lewis Girls Comprehensive School	0	0	0	142	0	0	0	0	0		
	Lewis School Pengam	0	0	0	0	0	15	0	0	0		
	Newbridge Comprehensive	0	0	21	0	0	26	0	0	0		
	Oakdale Comprehensive	0	0	0	0	91	31	15	0	0		
	Pontlanfraith Comprehensive School	0	0	0	11	0	0	0	0	16		
	Rhymney Comprehensive School	0	0	10	0	0	0	0	0	0		
	Risca Community School	0	0	0	0	48	32	0	0	0		
	St Cenydd Comprehensive School	0	0	0	0	0	0	0	0	0		
	St Martin Comprehensive School	0	0	0	0	0	0	0	0	0		
	Ysgol Gyfun Cwm Rhymni	0	0	0	0	0	0	0	0	0		
Caerphilly LEA Total		0	0	119	203	156	143	15	0	16		
Cardiff LEA	Cantonian High School	0	0	0	27	0	0	0	0	0		
	Cardiff High School	0	0	0	6	0	11	0	0	0		

5x60 Activity Registrations by School

LA	School	Aerobics	Archery	Athletics	Badminton	Baseball	Basketball	Bench Ball	Boccia	Bowls
Cardiff LEA	Cathays High School	0	0	0	0	0	99	0	0	0
	Corpus Christi Catholic High School	27	0	33	0	35	12	0	0	0
	Fitzalan High School	0	0	0	0	0	129	0	0	0
	Glyn Derw High School	0	0	0	0	0	8	0	0	0
	Llanederyn High School	0	0	0	0	0	45	0	0	0
	Llanishen High School	0	0	0	0	0	24	0	0	0
	Llanrumney High School	0	0	0	0	0	59	0	0	0
	Mary Immaculate RC High School	0	0	435	0	435	257	0	0	0
	Michaelston Community School	0	0	0	0	0	17	0	0	0
	Radyr Comprehensive School	0	0	0	5	0	74	0	0	0
	Rumney High School	0	94	0	25	68	25	0	0	0
	St Illtyds R.C High School	0	0	0	0	53	41	0	0	0
	St Teilio's C.I.W High School	0	9	0	0	31	0	0	0	0
	The Bishop of Llandaff C.I.W High	0	0	0	0	0	291	0	0	0
	Whitchurch High School	0	0	0	0	0	0	0	0	0
	Willows High School	0	0	0	0	7	51	0	0	0
Greenhill Special School	0	0	0	0	0	14	0	0	0	
Cardiff LEA Total		27	103	468	63	629	1157	0	0	0
Carmarthenshire LEA	Amman Valley Comprehensive School	0	0	0	0	0	21	0	0	0
	Bryngwyn Comprehensive School	0	0	84	0	0	0	0	0	0
	Coedcae Comprehensive School	0	0	0	0	0	47	0	0	0
	Glan-Y-Mor Comprehensive School	0	0	0	0	0	0	0	0	0
	Heol Goffa Special School	0	0	0	0	0	0	0	0	0
	Queen Elizabeth High	0	0	0	4	0	0	0	0	0
	St John Lloyd Catholic Comprehensive	0	0	0	18	0	11	0	0	0
	Ysgol Gyfun Bro Myrddin	0	0	0	0	0	0	0	0	0
	Ysgol Gyfun Dyffryn Taf	0	0	0	25	21	19	0	0	0
	Ysgol Gyfun Emlyn	0	0	0	0	0	15	0	0	0
	Ysgol Gyfun Maes Yryrfa	0	0	0	16	0	19	0	0	0
	Ysgol Gyfun Pantycelyn	0	0	0	9	0	11	0	0	0
	Ysgol Gyfun Tregib	0	0	0	0	23	0	0	0	0
	Ysgol Gyfun Y Strade	0	0	0	14	0	0	0	0	0
	Ysgol Y Gwendraeth	0	0	0	0	0	29	0	0	0
Carmarthenshire LEA Total		0	0	84	86	44	172	0	0	0
Ceredigion LEA	Cardigan County Secondary	0	0	0	34	0	25	0	0	0
	Penglais Comprehensive School	0	0	0	12	0	7	0	0	0
	Ysgol Gyfun Aberaeron	0	0	0	0	0	42	0	0	0
	Ysgol Gyfun Dyffryn Teifi	0	0	0	29	0	0	0	0	0
	Ysgol Gyfun Llanbedr-Pont-Steffan	0	0	0	0	0	0	0	0	0
	Ysgol Gyfun Penweddig	0	0	0	9	0	0	0	0	0
	Ysgol Uwchradd Tregaron	0	0	0	0	0	0	0	0	0
Ceredigion LEA Total		0	0	0	84	0	74	0	0	0
Conwy LEA	Eirias High School	0	0	19	228	0	0	0	0	0
	Ysgol Aberconwy	0	0	0	34	0	0	0	0	0
	Ysgol Bryn Elian	0	0	0	18	0	0	0	0	0

5x60 Activity Registrations by School

LA	School	Aerobics	Archery	Athletics	Badminton	Baseball	Basketball	Bench Ball	Boccia	Bowls
Conwy LEA	Ysgol Dyffryn Conwy	0	0	0	0	0	0	0	0	0
	Ysgol Emrys Ap Iwan	0	0	0	0	0	0	0	0	0
	Ysgol John Bright	0	0	0	45	0	0	0	0	0
	Ysgol Y Creuddyn	0	0	0	104	0	0	0	0	0
	Ysgol Y Gogarth	7	0	0	0	0	0	0	10	0
Conwy LEA Total		7	0	19	429	0	0	0	10	0
Denbighshire LEA	Blessed Edward Jones RC School	0	0	27	0	0	67	0	0	0
	Denbigh High School	0	0	0	0	0	12	0	0	0
	Prestatyn High School	0	0	239	0	0	0	0	464	0
	Rhyl High School	0	0	0	0	0	166	0	36	0
	St Brigids School	0	0	115	0	24	0	0	0	0
	Ysgol Brynhyfryd	0	0	0	5	0	0	0	0	0
	Ysgol Dinas Bran	0	0	0	0	0	0	0	0	0
	Ysgol Uwchradd Glan Clwyd	0	0	0	0	0	103	0	0	0
Denbighshire LEA Total		0	0	381	5	24	348	0	500	0
Flintshire LEA	Argoed High School	0	0	0	21	0	27	0	0	0
	Castell Alun High School	0	0	9	0	0	0	0	0	0
	Connah's Quay High School	0	0	8	0	0	0	0	0	0
	Elfed High	0	0	0	0	0	0	0	0	0
	Flint High School	0	0	0	4	0	0	0	0	0
	Hawarden High School	0	0	5	0	0	9	0	9	0
	Holywell High School	0	0	0	4	0	10	0	0	0
	Mold Alun High School	0	0	0	22	0	23	0	0	0
	St Richard Gwyn Roman Catholic High	0	316	37	0	0	37	0	0	0
	Ysgol Maes Garmon	26	0	0	0	0	0	0	0	0
Flintshire LEA Total		26	316	59	51	0	106	0	9	0
Gwynedd LEA	Ysgol Ardudwy	0	0	13	0	0	125	0	0	0
	Ysgol Botwnnog	0	0	14	0	0	15	0	0	0
	Ysgol Brynrefail	5	0	112	0	138	27	0	0	0
	Ysgol Dyffryn Nantle	0	0	0	11	0	8	0	0	0
	Ysgol Dyffryn Ogwen	0	0	0	29	0	75	0	0	0
	Ysgol Eifionydd	0	0	0	0	0	5	0	0	0
	Ysgol Friars	0	0	222	0	0	17	0	0	0
	Ysgol Glan Y Mor	0	0	18	17	0	0	0	0	0
	Ysgol Syr Hugh Owen	0	0	0	0	0	298	0	0	0
	Ysgol Tryfan	0	0	75	155	153	0	0	0	0
	Ysgol Uwchradd Tywyn	0	0	0	404	0	33	0	0	0
	Ysgol Y Berwyn	0	0	0	24	0	0	0	0	0
	Ysgol Y Gader	0	0	19	0	0	101	0	0	0
	Ysgol Y Moelwyn	0	0	0	7	0	0	0	0	0
Gwynedd LEA Total		5	0	473	647	291	704	0	0	0
Merthyr Tydfill LEA	Afon Taf High School	0	0	0	17	0	0	0	0	0
	Bishop Hedley High School	0	0	0	249	0	0	0	0	0
	Cyfartha High School	0	0	0	0	0	0	0	0	0
	Pen-Y-Dre High School	0	0	0	133	0	38	0	0	0

5x60 Activity Registrations by School

LA	School	Aerobics	Archery	Athletics	Badminton	Baseball	Basketball	Bench Ball	Boccia	Bowls
Powys LEA	Newtown High School	0	0	0	0	0	12	0	0	0
	Welshpool High School	0	0	13	0	0	33	0	0	0
	Ysgol Bro Ddyfi	0	0	0	41	0	0	0	0	4
	Ysgol Maes-Y- Dderwen	0	0	0	0	0	48	0	0	0
	Brynllwarch Hall School	0	0	0	0	0	0	0	0	0
	Ysgol Cedewain	0	0	0	0	0	0	0	0	0
Powys LEA Total		0	0	26	176	0	112	0	0	9
Rhondda Cynon Taff LEA	Aberdare Boys school	0	0	80	0	0	0	0	0	0
	Aberdare Girls' Comprehensive School	0	0	4	0	0	0	0	0	0
	Bryncelynnog Comprehensive School	0	0	5	0	0	59	0	0	0
	Cardinal Newman RC Comprehensive School	0	0	41	0	58	0	0	0	0
	Ferndale Community School	22	2	55	0	0	35	0	0	0
	Hawthorn High School	0	0	27	0	0	0	0	0	0
	Pontypridd High School	0	0	0	0	0	0	0	0	0
	St John Baptist C.I.W High School	0	0	45	110	17	0	0	0	0
	Tonypandy Comprehensive School	0	0	27	0	0	0	0	0	0
	Tonyrefail Comprehensive School	0	0	24	0	0	0	0	0	33
	Treorchy Comprehensive School	0	20	63	0	0	28	0	0	0
	Y Pant Comprehensive School	0	0	22	16	0	31	0	0	0
	Ysgol Gyfun Cymer Rhondda	0	0	142	18	0	33	0	0	0
	Ysgol Gyfun Llanhari	0	0	0	0	0	0	0	0	0
	Ysgol Gyfun Rhydywaun	0	0	81	0	0	0	0	0	0
	Ysgol Ty Coch	0	0	0	0	0	0	0	0	0
Garth Olwg	0	0	0	0	0	0	0	0	0	
Rhondda Cynon Taff LEA Total		22	22	616	144	75	186	0	0	33
Swansea LEA	Birchgrove Comprehensive School	0	0	15	0	0	0	0	0	0
	Bishop Gore School	0	0	31	11	0	49	0	0	0
	Bishop Vaughan RC School	0	0	16	71	0	39	0	0	0
	Cefn Hengoed Community School	0	0	0	56	0	27	0	0	0
	Daniel James Community School	0	0	0	18	0	0	0	0	0
	Dylan Thomas Community School	0	0	34	37	0	21	0	0	0
	Gowerton School	0	0	0	0	0	46	0	0	0
	Morrison Comprehensive School	0	0	15	22	43	47	0	0	0
	Olchfa School	0	0	0	59	0	0	0	0	0
	Pentrefafod	0	0	0	32	0	51	0	0	0
	Penybryn Special School	5	0	0	0	0	0	0	5	0
	Penyrheol Comprehensive School	0	0	4	54	0	48	0	0	0
	Pontarddulais Comprehensive School	0	0	0	2	0	0	0	0	0
	Ysgol Gyfun Bryn Tawe	0	0	0	32	0	54	0	0	0
Ysgol Gyfun Gwyr	0	0	0	5	0	81	0	0	0	
Swansea LEA Total		5	0	115	399	43	463	0	5	0
Torfaen LEA	Abersychan Comprehensive School	0	0	0	4	0	0	0	0	0
	Croesyceiliog School	0	0	0	0	0	1	0	0	0
	Fairwater School	0	0	38	0	0	3	0	0	0
	Llantarnam School	0	0	85	56	0	101	0	0	0

5x60 Activity Registrations by School

LA	School	Aerobics	Archery	Athletics	Badminton	Baseball	Basketball	Bench Ball	Boccia	Bowls
Torfaen LEA	St Alban's RC High School	0	0	0	9	0	16	0	0	0
	West Monmouth Comprehensive School	0	0	0	11	67	0	113	0	0
	Ysgol Gyfun Gwynllyw	0	0	0	103	0	49	0	0	0
Torfaen LEA Total		0	0	123	183	67	170	113	0	0
Vale of Glamorgan LEA	Barry Comprehensive School	0	0	0	0	32	45	0	0	0
	Bryn Hafren Comprehensive School	0	0	48	0	0	0	0	0	0
	Cowbridge School	0	0	0	0	0	18	0	0	0
	Llantwit Major School	0	0	0	20	0	10	0	0	0
	St Cyres Comprehensive School	0	0	0	0	0	24	0	0	0
	St Richard Gwyn R.C High School	0	0	0	0	0	0	0	0	0
	Stanwell School	0	0	0	0	0	0	0	0	0
	Ysgol Bro Morgannwg	0	0	29	50	0	0	0	0	0
Vale of Glamorgan LEA Total		0	0	77	70	32	97	0	0	0
Wrexham LEA	Darland High School	0	0	20	24	0	0	0	10	0
	St Christopher's School	0	0	0	0	0	32	0	11	0
	St Josephs' Catholic High School	0	0	0	0	0	0	0	0	0
	The maelor	0	0	0	0	0	14	0	0	0
	Ysgol Bryn Alyn	0	0	0	0	0	44	0	0	0
	Ysgol Clywedog	0	0	0	0	0	11	0	0	0
	Ysgol Morgan Llywd	0	0	0	0	0	0	0	0	0
	Ysgol Rhiwabon	0	0	0	0	0	0	0	0	0
	Ysgol Rhosnesni	0	0	0	0	0	0	0	0	0
	Ysgol-Y-Grango	0	0	0	0	0	0	0	0	0
Wrexham LEA Total		0	0	20	24	0	101	0	21	0
Grand Total		92	527	3,076	3,706	2,006	5,170	390	581	64

5x60 Activity Registrations by School

Activity Registrations by School Summer 2011

Term		Summer 2011										
Activity Registrations												
LA	School	Boxersize	Boxing/wrestling	Canoeing	Cheerleading	Climbing	Cricket	Cycling	Dance	Dodgeball		
Anglesey LEA	Ysgol David Hughes	0	0	0	0	15	0	0	0	0		
	Ysgol Gyfun Llangefni	0	0	0	0	0	0	0	0	49		
	Ysgol Syr Thomas Jones	0	0	0	0	0	75	0	11	178		
	Ysgol Uwchradd Bodedern	0	0	0	0	0	21	0	90	60		
	Ysgol Uwchradd Caergybi	0	0	0	0	0	264	0	0	64		
Anglesey LEA Total		0	0	0	0	15	360	0	101	351		
Blaenau Gwent LEA	Abertillery Comprehensive School	0	0	0	0	0	42	0	0	34		
	Brymawr School	0	0	0	0	0	0	0	0	0		
	Ebbw Vale Comprehensive School	0	0	0	0	0	41	0	14	0		
	Glyncoed Comprehensive School	0	0	0	0	0	43	0	14	64		
	Tredegarr Comprehensive School	0	0	0	0	0	106	0	13	0		
Blaenau Gwent LEA Total		0	0	0	0	0	232	0	41	98		
Bridgend LEA	Archbishop Mcgrath Catholic School	0	0	0	0	0	62	0	17	17		
	Brynteg Comprehensive School	0	0	0	0	0	0	0	0	62		
	Bryntirion Comprehensive School	0	0	0	0	0	0	0	0	3		
	Cynffig Comprehensive School	0	0	0	0	0	7	0	0	118		
	Huronsbridge	0	0	0	0	0	11	8	10	0		
	Maesteg Comprehensive School	0	0	0	0	0	38	0	0	0		
	Ogmore Comprehensive	0	0	0	0	0	0	0	0	48		
	Pencoed Comprehensive School	0	0	0	0	0	0	0	0	0		
	Porthcawl Comprehensive	0	0	0	0	0	0	0	0	0		
	Ynysawdre Comprehensive School	0	0	0	0	0	11	0	0	51		
Bridgend LEA Total		0	0	0	0	0	129	8	27	299		
Caerphilly LEA	Bedwas High School	0	0	0	0	0	0	0	9	0		
	Blackwood Comprehensive	0	0	9	0	0	0	0	60	0		
	Cwmcarn High School	0	0	0	0	0	74	0	17	80		
	Heolddu Comprehensive School	0	0	0	0	0	0	0	33	0		
	Lewis Girls Comprehensive School	0	0	0	0	0	0	0	59	172		
	Lewis School Pengam	0	0	0	0	0	42	0	0	0		
	Newbridge Comprehensive	0	0	0	0	0	0	0	31	7		
	Oakdale Comprehensive	0	0	0	0	0	0	0	16	0		
	Pontlanfraith Comprehensive School	0	0	0	0	0	39	0	50	0		
	Rhymney Comprehensive School	0	0	0	0	0	0	0	11	0		
	Risca Community School	0	0	0	0	0	29	0	42	32		
	St Cenydd Comprehensive School	0	0	0	0	0	0	0	20	0		
	St Martin Comprehensive School	0	0	15	16	0	15	0	34	0		
	Ysgol Gyfun Cwm Rhymni	0	0	0	0	0	0	0	0	0		
Caerphilly LEA Total		0	0	24	16	0	199	0	382	291		
Cardiff LEA	Cantonian High School	0	0	0	6	0	0	27	0	5		
	Cardiff High School	0	0	0	0	37	0	0	0	0		

5x60 Activity Registrations by School

LA	School	Boxersize	Boxing/wrestling	Canoeing	Cheerleading	Climbing	Cricket	Cycling	Dance	Dodgeball
Cardiff LEA	Cathays High School	38	0	23	0	23	0	0	0	43
	Corpus Christi Catholic High School	0	0	0	0	0	0	0	0	0
	Fitzalan High School	0	0	0	19	0	0	58	0	0
	Glyn Derw High School	0	0	0	0	0	0	0	11	37
	Llanederyn High School	0	0	0	0	11	0	0	0	25
	Llanishen High School	68	0	28	33	21	0	0	0	75
	Llanrumney High School	0	0	0	0	5	0	0	0	0
	Mary Immaculate RC High School	0	0	13	0	0	0	0	0	0
	Michaelston Community School	0	0	0	0	0	0	0	4	10
	Radyr Comprehensive School	0	0	0	0	0	0	0	0	19
	Rumney High School	0	0	0	0	9	0	0	0	0
	St Illtyds R.C High School	0	0	0	0	18	0	0	27	31
	St Teilio's C.I.W High School	0	0	0	0	0	0	0	25	0
	The Bishop of Llandaff C.I.W High	0	0	0	7	16	0	0	0	0
	Whitchurch High School	0	0	18	0	10	0	0	33	0
	Willows High School	0	0	0	11	26	0	0	21	30
	Greenhill Special School	9	0	0	0	7	0	0	0	11
Cardiff LEA Total		115	0	82	76	183	0	85	121	286
Carmarthenshire LEA	Amman Valley Comprehensive School	0	0	0	0	0	0	0	24	0
	Bryngwyn Comprehensive School	0	0	0	0	0	0	0	153	0
	Coedcae Comprehensive School	0	0	0	0	0	0	0	53	21
	Glan-Y-Mor Comprehensive School	0	0	13	0	0	0	0	0	101
	Heol Goffa Special School	0	0	0	0	0	0	0	0	0
	Queen Elizabeth High	0	0	0	0	0	0	0	115	85
	St John Lloyd Catholic Comprehensive	0	0	0	0	0	0	0	73	0
	Ysgol Gyfun Bro Myrddin	0	0	0	0	0	0	0	0	0
	Ysgol Gyfun Dyffryn Taf	5	0	0	12	0	33	0	24	5
	Ysgol Gyfun Emlyn	11	0	0	0	0	0	0	17	25
	Ysgol Gyfun Maes Yryrfa	0	0	0	0	0	0	0	8	0
	Ysgol Gyfun Pantycelyn	0	0	6	0	0	20	0	33	19
	Ysgol Gyfun Tregib	0	0	13	0	0	11	0	51	0
	Ysgol Gyfun Y Strade	0	0	6	0	0	56	0	26	16
	Ysgol Y Gwendraeth	0	0	0	0	0	0	0	0	0
Carmarthenshire LEA Total		16	0	38	12	0	120	0	577	272
Ceredigion LEA	Cardigan County Secondary	18	0	0	0	0	43	0	0	0
	Penglais Comprehensive School	0	0	0	0	31	40	7	0	0
	Ysgol Gyfun Aberaeron	0	0	18	0	0	51	0	8	20
	Ysgol Gyfun Dyffryn Teifi	0	0	11	0	0	51	7	25	0
	Ysgol Gyfun Llanbedr-Pont-Steffan	0	0	0	0	0	0	0	30	86
	Ysgol Gyfun Penweddig	0	0	0	0	0	0	15	0	0
	Ysgol Uwchradd Tregaron	0	0	0	0	0	25	0	7	48
Ceredigion LEA Total		18	0	29	0	31	210	29	70	154
Conwy LEA	Eirias High School	0	0	0	0	0	0	0	0	0
	Ysgol Aberconwy	0	0	0	0	5	0	0	11	0
	Ysgol Bryn Elian	0	0	0	0	0	11	0	0	49

5x60 Activity Registrations by School

LA	School	Boxersize	Boxing/wrestling	Canoeing	Cheerleading	Climbing	Cricket	Cycling	Dance	Dodgeball
Conwy LEA	Ysgol Dyffryn Conwy	0	0	0	0	0	38	0	7	0
	Ysgol Emrys Ap Iwan	0	0	0	0	0	0	0	0	0
	Ysgol John Bright	0	0	0	0	0	9	0	0	79
	Ysgol Y Creuddyn	0	0	0	0	0	0	0	0	0
	Ysgol Y Gogarth	0	0	0	0	0	7	0	15	0
Conwy LEA Total		0	0	0	0	5	65	0	33	128
Denbighshire LEA	Blessed Edward Jones RC School	0	0	0	0	0	87	0	0	184
	Denbigh High School	0	0	0	0	12	43	0	23	169
	Prestatyn High School	0	0	0	0	0	233	0	0	65
	Rhyl High School	0	0	0	0	0	64	0	0	76
	St Brigids School	0	0	0	0	0	24	17	0	43
	Ysgol Brynhyfryd	0	0	0	7	12	0	0	0	0
	Ysgol Dinas Bran	9	0	0	0	15	0	0	0	28
	Ysgol Uwchradd Glan Clwyd	0	0	0	0	115	0	0	356	17
Denbighshire LEA Total		9	0	0	7	154	451	17	379	582
Flintshire LEA	Argoed High School	0	0	0	0	12	34	0	0	9
	Castell Alun High School	0	0	0	0	0	77	0	0	0
	Connah's Quay High School	0	0	0	13	0	0	0	0	0
	Elfed High	0	0	0	0	0	14	0	0	39
	Flint High School	0	0	5	22	0	0	0	0	74
	Hawarden High School	0	0	0	0	0	16	0	97	0
	Holywell High School	0	22	0	0	0	0	0	0	4
	Mold Alun High School	0	0	0	0	0	0	0	0	0
	St Richard Gwyn Roman Catholic High	0	0	0	0	0	13	0	0	103
	Ysgol Maes Garmon	0	0	0	0	0	0	0	0	18
Flintshire LEA Total		0	22	5	35	12	154	0	97	247
Gwynedd LEA	Ysgol Arduwy	0	0	0	0	0	35	0	42	0
	Ysgol Botwnnog	0	14	0	0	31	0	0	40	0
	Ysgol Brynrefail	0	0	0	0	0	89	0	0	0
	Ysgol Dyffryn Nantle	0	0	0	0	0	19	60	65	134
	Ysgol Dyffryn Ogwen	62	0	0	0	0	98	0	0	0
	Ysgol Eifionydd	0	0	5	0	0	0	0	7	0
	Ysgol Friars	0	0	11	11	7	27	0	0	0
	Ysgol Glan Y Mor	0	47	0	0	53	0	34	40	0
	Ysgol Syr Hugh Owen	0	0	10	137	0	20	0	11	288
	Ysgol Tryfan	0	0	0	0	9	0	0	0	0
	Ysgol Uwchradd Tywyn	0	0	0	20	0	20	0	74	55
	Ysgol Y Berwyn	0	0	0	0	0	32	0	155	0
	Ysgol Y Gader	0	0	7	0	0	70	0	14	0
	Ysgol Y Moelwyn	0	0	13	0	10	0	0	31	0
Gwynedd LEA Total		62	61	46	168	110	410	94	479	477
Merthyr Tydfill LEA	Afon Taf High School	0	0	0	0	0	0	0	126	0
	Bishop Hedley High School	0	0	0	0	0	102	0	140	0
	Cyfartha High School	0	0	0	0	23	109	0	0	0
	Pen-Y-Dre High School	0	0	0	0	0	23	0	190	0

5x60 Activity Registrations by School

LA	School	Boxersize	Boxing/wrestling	Canoeing	Cheerleading	Climbing	Cricket	Cycling	Dance	Dodgeball
Merthyr Tydfill LEA Total		0	0	0	0	23	234	0	456	0
Monmouthshire LEA	Caldicot Comprehensive	0	0	0	0	114	0	0	0	159
	Chepstow Comprehensive	0	0	0	0	0	90	0	0	24
	King Henry VIII Comprehensive School	0	0	0	0	0	0	0	0	0
	Monmouth Comprehensive School	0	82	0	0	0	0	0	0	0
Monmouthshire LEA Total		0	82	0	0	114	90	0	0	183
Neath Port Talbot LEA	Cefn Saeson Comprehensive School	0	0	0	0	0	0	0	0	0
	Cwmtawe Comprehensive School	0	0	0	0	0	0	0	22	149
	Cwrt Sart Comprehensive School	0	0	0	0	0	19	0	8	83
	Cymer Afan Comprehensive School	0	0	0	0	0	0	0	44	50
	Dwr-Y-Felin Comprehensive School	0	0	0	7	0	4	0	0	0
	Dyffryn Afan Comprehensive School	8	0	0	0	0	0	0	37	66
	Glan Afan Comprehensive	0	0	0	0	0	16	0	0	53
	Llangatwg Comprehensive School	0	0	18	0	0	0	0	23	79
	Sandfields Comprehensive School	0	0	45	0	0	0	0	0	51
	St Joseph's Catholic School	0	0	0	0	0	85	0	30	17
	Ysgol Gyfun Ystalyfera	0	0	0	0	0	26	0	20	59
Neath Port Talbot LEA Total		8	0	63	7	0	150	0	184	607
Newport LEA	Basseleg school	0	0	0	0	0	0	0	96	37
	Caerleon Comprehensive School	0	0	0	0	0	0	0	40	100
	Duffryn High School	0	0	0	0	0	0	0	33	50
	Hartridge High School	0	0	0	0	0	62	0	26	34
	Lliswerry High School	0	0	0	0	0	2	23	25	81
	Newport High School	0	0	0	0	0	0	0	40	14
	St Josephs RC High School	0	0	0	0	0	0	0	62	97
	St Julians' Comprehensive School	0	0	0	0	0	0	0	0	64
Newport LEA Total		0	0	0	0	0	64	23	322	477
Pembrokeshire LEA	Milford Haven School	0	0	0	0	0	21	0	0	0
	Sir Thomas Picton School	0	0	0	0	0	65	64	0	0
	Tasker-Milward V.C School	0	0	0	0	0	100	0	0	0
	The Greenhill School	0	0	0	0	24	0	28	8	61
	Ysgol Bro Gwaun	0	0	4	16	0	16	0	0	77
	Ysgol Dewi Sant	0	0	0	0	0	51	0	37	0
	Ysgol Gyfun Ddwyieithog Y Preseli	0	0	0	16	0	13	0	0	0
	Ysgol Penfro	0	0	0	0	58	0	0	0	0
Pembrokeshire LEA Total		0	0	4	32	82	266	92	45	138
Powys LEA	Brecon High School	0	0	0	0	0	0	0	35	0
	Builth Wells High School	0	0	4	0	0	9	0	0	34
	Caereinion High School	0	0	0	0	0	38	0	15	0
	Crickhowell High School	0	0	0	0	2	0	0	7	0
	Gwernyfed High School	0	0	0	0	0	21	0	0	0
	John Beddoes School	0	0	0	0	0	28	0	0	0
	Llandrindod High School	0	0	17	0	0	14	0	0	80
	Llanfyllin High School	0	0	0	14	0	10	0	38	0
	Llanidloes High School	0	0	0	12	0	9	0	0	0

5x60 Activity Registrations by School

LA	School	Boxersize	Boxing/wrestling	Canoeing	Cheerleading	Climbing	Cricket	Cycling	Dance	Dodgeball
Torfaen LEA	St Alban's RC High School	0	0	61	0	50	0	0	27	34
	West Monmouth Comprehensive School	0	0	0	0	0	0	0	18	0
	Ysgol Gyfun Gwynllyw	0	0	0	0	0	0	0	91	0
Torfaen LEA Total		0	0	61	0	50	17	0	213	223
Vale of Glamorgan LEA	Barry Comprehensive School	0	0	0	0	0	0	0	0	0
	Bryn Hafren Comprehensive School	0	0	0	0	0	0	0	0	0
	Cowbridge School	0	0	0	0	0	0	0	0	27
	Llantwit Major School	0	0	0	36	0	0	0	0	32
	St Cyres Comprehensive School	14	0	31	15	0	18	0	13	170
	St Richard Gwyn R.C High School	0	0	0	0	0	0	0	70	0
	Stanwell School	18	0	0	0	0	0	0	28	44
	Ysgol Bro Morgannwg	0	0	0	13	0	0	0	50	33
Vale of Glamorgan LEA Total		32	0	31	64	0	18	0	161	306
Wrexham LEA	Darland High School	0	0	0	0	0	0	0	0	37
	St Christopher's School	0	0	0	0	0	44	0	0	0
	St Josephs' Catholic High School	10	0	0	0	0	38	0	0	0
	The maelor	0	0	0	0	0	0	0	0	0
	Ysgol Bryn Alyn	0	0	0	0	0	0	0	26	0
	Ysgol Clywedog	0	0	0	0	0	0	0	0	0
	Ysgol Morgan Llywd	0	0	0	0	0	0	0	22	102
	Ysgol Rhiwabon	0	0	0	0	0	0	0	0	0
	Ysgol Rhosnesni	0	0	0	0	0	0	0	0	0
	Ysgol-Y-Grango	0	0	0	0	0	0	0	0	0
Wrexham LEA Total		10	0	0	0	0	82	0	48	139
Grand Total		289	179	417	507	1,756	3,746	609	4,359	5,703

5x60 Activity Registrations by School

Activity Registrations by School Summer 2011

Term		Summer 2011										
Activity Registrations												
LA	School	Fencing	Fitness	Football	Frisbee	Futsal	Golf	Gymnastics	Hockey	Horse Riding		
Anglesey LEA	Ysgol David Hughes	0	257	18	0	73	26	26	0	0		
	Ysgol Gyfun Llangefni	0	0	0	0	36	0	0	6	0		
	Ysgol Syr Thomas Jones	0	0	42	0	73	17	0	0	0		
	Ysgol Uwchradd Bodedern	0	0	124	0	0	204	0	203	0		
	Ysgol Uwchradd Caergybi	0	0	0	0	0	0	0	262	0		
Anglesey LEA Total		0	257	184	0	182	247	26	471	0		
Blaenau Gwent LEA	Abertillery Comprehensive School	0	79	47	31	0	0	0	0	0		
	Brymawr School	0	0	8	0	0	0	0	0	0		
	Ebbw Vale Comprehensive School	0	29	18	0	0	0	0	48	0		
	Glyncoed Comprehensive School	0	58	60	0	0	7	0	30	0		
	Tredegarr Comprehensive School	0	95	62	93	0	6	35	0	0		
Blaenau Gwent LEA Total		0	261	195	124	0	13	35	78	0		
Bridgend LEA	Archbishop Mcgrath Catholic School	0	0	78	0	0	0	0	0	0		
	Brynteg Comprehensive School	0	0	30	59	0	0	0	0	0		
	Bryntirion Comprehensive School	0	7	316	0	0	0	0	22	0		
	Cynffig Comprehensive School	0	0	122	0	0	0	0	0	0		
	Huronsbridge	0	0	0	0	0	0	0	0	0		
	Maesteg Comprehensive School	0	145	95	0	75	0	0	0	0		
	Ogmore Comprehensive	0	28	91	0	26	0	0	0	0		
	Pencoed Comprehensive School	0	0	106	0	0	0	17	0	0		
	Porthcawl Comprehensive	0	34	87	32	0	0	0	0	0		
	Ynysawdre Comprehensive School	0	0	56	0	0	0	0	0	0		
Bridgend LEA Total		0	214	981	91	101	0	17	22	0		
Caerphilly LEA	Bedwas High School	0	0	45	0	0	17	0	15	0		
	Blackwood Comprehensive	0	0	0	0	0	0	40	13	0		
	Cwmcarn High School	0	2	74	0	0	0	0	9	0		
	Heolddu Comprehensive School	0	38	74	0	0	0	0	0	0		
	Lewis Girls Comprehensive School	0	20	16	0	0	0	0	18	0		
	Lewis School Pengam	0	28	105	0	15	0	0	0	0		
	Newbridge Comprehensive	0	35	31	0	0	0	0	0	0		
	Oakdale Comprehensive	0	0	54	0	0	0	0	0	0		
	Pontlanfraith Comprehensive School	0	0	0	0	0	0	0	22	0		
	Rhymney Comprehensive School	0	0	24	0	0	0	0	0	0		
	Risca Community School	0	0	68	0	0	0	0	0	0		
	St Cenydd Comprehensive School	0	110	53	0	0	0	0	0	0		
	St Martin Comprehensive School	0	15	48	0	19	0	0	27	0		
	Ysgol Gyfun Cwm Rhymni	0	0	0	0	0	0	0	0	0		
Caerphilly LEA Total		0	248	592	0	34	17	40	104	0		
Cardiff LEA	Cantonian High School	0	0	66	0	0	0	0	94	0		
	Cardiff High School	0	8	0	0	0	0	0	0	0		

5x60 Activity Registrations by School

LA	School	Fencing	Fitness	Football	Frisbee	Futsal	Golf	Gymnastics	Hockey	Horse Riding
Cardiff LEA	Cathays High School	0	76	36	0	0	0	0	0	0
	Corpus Christi Catholic High School	0	0	0	0	0	0	0	51	0
	Fitzalan High School	0	29	253	0	0	0	0	0	0
	Glyn Derw High School	0	17	0	0	47	0	0	0	0
	Llanederyn High School	0	0	23	0	0	0	0	23	0
	Llanishen High School	0	10	0	0	0	0	0	0	0
	Llanrumney High School	0	0	0	0	0	0	0	0	0
	Mary Immaculate RC High School	0	15	27	0	0	0	0	0	0
	Michaelston Community School	0	8	78	0	13	0	0	0	0
	Radyr Comprehensive School	0	22	0	0	0	0	0	0	0
	Rumney High School	0	88	23	94	0	0	0	0	0
	St Illtyds R.C High School	0	76	49	0	0	10	0	0	0
	St Teilio's C.I.W High School	0	0	97	0	0	7	0	0	0
	The Bishop of Llandaff C.I.W High	0	291	299	0	0	0	13	0	0
	Whitchurch High School	0	41	0	0	0	0	0	0	0
	Willows High School	0	0	44	0	0	0	0	18	0
Greenhill Special School	0	0	11	0	0	0	0	0	0	
Cardiff LEA Total		0	681	1006	94	60	17	13	186	0
Carmarthenshire LEA	Amman Valley Comprehensive School	0	21	23	0	0	15	0	20	0
	Bryngwyn Comprehensive School	0	0	0	0	0	0	0	0	0
	Coedcae Comprehensive School	0	0	0	0	0	0	0	0	0
	Glan-Y-Mor Comprehensive School	0	25	47	0	0	0	0	0	0
	Heol Goffa Special School	0	0	0	0	0	8	0	0	0
	Queen Elizabeth High	0	11	42	0	0	0	10	0	0
	St John Lloyd Catholic Comprehensive	0	0	0	0	0	0	0	0	0
	Ysgol Gyfun Bro Myrddin	0	44	75	0	0	0	0	0	0
	Ysgol Gyfun Dyffryn Taf	0	7	0	0	0	0	0	0	0
	Ysgol Gyfun Emlyn	0	13	0	0	0	13	0	0	0
	Ysgol Gyfun Maes Yryrfa	0	41	0	0	0	6	0	0	0
	Ysgol Gyfun Pantycelyn	0	26	31	0	0	7	0	0	0
	Ysgol Gyfun Tregib	0	0	26	27	0	0	0	0	0
	Ysgol Gyfun Y Strade	0	113	4	0	0	0	0	0	0
	Ysgol Y Gwendraeth	0	24	101	0	0	7	0	30	0
Carmarthenshire LEA Total		0	325	349	27	0	56	10	50	0
Ceredigion LEA	Cardigan County Secondary	0	14	0	0	0	0	0	0	0
	Penglais Comprehensive School	0	5	30	0	0	4	0	0	6
	Ysgol Gyfun Aberaeron	0	0	40	0	0	0	0	8	0
	Ysgol Gyfun Dyffryn Teifi	0	9	0	0	0	0	0	0	0
	Ysgol Gyfun Llanbedr-Pont-Steffan	0	19	100	0	0	13	0	0	0
	Ysgol Gyfun Penweddig	0	8	50	0	0	0	0	0	0
	Ysgol Uwchradd Tregaron	0	19	72	0	0	3	0	0	10
Ceredigion LEA Total		0	74	292	0	0	20	0	8	16
Conwy LEA	Eirias High School	0	0	11	0	0	0	0	0	0
	Ysgol Aberconwy	0	0	11	0	0	0	0	0	0
	Ysgol Bryn Elian	0	0	40	0	0	0	0	0	0

5x60 Activity Registrations by School

LA	School	Fencing	Fitness	Football	Frisbee	Futsal	Golf	Gymnastics	Hockey	Horse Riding
Conwy LEA	Ysgol Dyffryn Conwy	0	4	28	0	31	0	16	0	0
	Ysgol Emrys Ap Iwan	0	0	0	0	0	0	0	0	0
	Ysgol John Bright	0	0	103	0	0	0	0	0	0
	Ysgol Y Creuddyn	0	0	73	0	0	0	0	0	0
	Ysgol Y Gogarth	0	0	12	0	0	0	0	0	0
Conwy LEA Total		0	4	278	0	31	0	16	0	0
Denbighshire LEA	Blessed Edward Jones RC School	0	0	102	30	0	83	0	0	0
	Denbigh High School	0	0	236	0	0	19	19	0	0
	Prestatyn High School	0	2313	242	5	73	0	0	0	0
	Rhyl High School	0	0	107	33	55	0	0	43	0
	St Brigids School	0	230	51	0	0	0	0	0	0
	Ysgol Brynhyfryd	0	574	21	8	23	10	0	0	0
	Ysgol Dinas Bran	0	75	14	0	47	0	0	0	10
	Ysgol Uwchradd Glan Clwyd	0	26	146	55	0	107	29	0	0
Denbighshire LEA Total		0	3218	919	131	198	219	48	43	10
Flintshire LEA	Argoed High School	0	0	39	0	0	0	0	0	0
	Castell Alun High School	0	0	121	0	0	0	0	0	0
	Connah's Quay High School	0	0	51	0	0	0	0	0	0
	Elfed High	0	0	35	0	0	0	0	18	0
	Flint High School	0	22	0	0	0	14	0	0	0
	Hawarden High School	0	0	0	0	0	98	0	0	0
	Holywell High School	0	0	77	0	0	11	0	0	0
	Mold Alun High School	0	6	31	0	0	0	0	0	0
	St Richard Gwyn Roman Catholic High	0	0	0	0	0	0	0	0	0
	Ysgol Maes Garmon	0	0	19	0	0	0	0	0	0
Flintshire LEA Total		0	28	373	0	0	123	0	18	0
Gwynedd LEA	Ysgol Ardudwy	0	12	12	0	0	0	0	0	0
	Ysgol Botwnnog	0	56	32	0	0	34	0	0	0
	Ysgol Brynrefail	0	50	0	0	0	0	0	0	0
	Ysgol Dyffryn Nantle	0	15	53	148	0	0	0	0	0
	Ysgol Dyffryn Ogwen	0	166	28	0	0	16	0	0	0
	Ysgol Eifionydd	0	103	11	0	0	10	0	0	0
	Ysgol Friars	0	0	0	0	0	0	0	0	0
	Ysgol Glan Y Mor	0	0	19	0	0	64	0	0	0
	Ysgol Syr Hugh Owen	0	0	161	149	0	0	0	0	0
	Ysgol Tryfan	0	26	24	0	0	0	0	0	0
	Ysgol Uwchradd Tywyn	0	118	76	0	0	0	0	48	0
	Ysgol Y Berwyn	0	0	27	0	0	0	0	0	0
	Ysgol Y Gader	0	10	29	0	0	42	0	0	0
	Ysgol Y Moelwyn	0	7	0	0	0	0	0	0	0
Gwynedd LEA Total		0	563	472	297	0	166	0	48	0
Merthyr Tydfill LEA	Afon Taf High School	0	113	68	0	0	0	0	0	0
	Bishop Hedley High School	0	0	0	43	0	210	0	0	0
	Cyfartha High School	0	0	0	0	0	0	0	0	0
	Pen-Y-Dre High School	0	0	0	78	0	0	0	0	0

5x60 Activity Registrations by School

LA	School	Fencing	Fitness	Football	Frisbee	Futsal	Golf	Gymnastics	Hockey	Horse Riding
Merthyr Tydfill LEA Total		0	113	68	121	0	210	0	0	0
Monmouthshire LEA	Caldicot Comprehensive	15	92	81	0	0	6	0	4	0
	Chepstow Comprehensive	7	0	11	0	0	19	0	5	0
	King Henry VIII Comprehensive School	0	0	21	0	0	26	0	0	0
	Monmouth Comprehensive School	98	0	0	81	0	38	0	0	11
Monmouthshire LEA Total		120	92	113	81	0	89	0	9	11
Neath Port Talbot LEA	Cefn Saeson Comprehensive School	0	0	44	0	0	0	0	0	0
	Cwmtawe Comprehensive School	0	0	0	0	0	10	0	0	0
	Cwrt Sart Comprehensive School	0	0	65	0	0	0	0	0	0
	Cymer Afan Comprehensive School	0	0	17	0	0	8	0	0	0
	Dwr-Y-Felin Comprehensive School	0	0	5	0	0	0	0	0	0
	Dyffryn Afan Comprehensive School	0	42	0	0	0	13	25	0	0
	Glan Afan Comprehensive	0	0	88	0	0	13	0	32	0
	Llangatwg Comprehensive School	0	90	44	0	0	6	0	0	0
	Sandfields Comprehensive School	0	0	40	0	17	0	37	0	0
	St Joseph's Catholic School	0	51	8	0	0	0	0	0	0
Ysgol Gyfun Ystalyfera	0	2	54	0	0	0	0	0	0	
Neath Port Talbot LEA Total		0	185	365	0	17	50	62	32	0
Newport LEA	Basseleg school	0	0	92	0	0	0	0	0	0
	Caerleon Comprehensive School	0	0	254	0	0	0	0	0	0
	Duffryn High School	0	0	54	0	0	0	0	0	0
	Hartridge High School	0	0	264	0	20	0	0	0	0
	Lliswerry High School	0	0	151	0	0	0	0	0	0
	Newport High School	0	100	197	0	0	0	0	0	0
	St Josephs RC High School	0	38	86	0	0	0	0	0	0
	St Julians' Comprehensive School	0	0	133	0	0	0	0	0	0
Newport LEA Total		0	138	1231	0	20	0	0	0	0
Pembrokeshire LEA	Milford Haven School	0	166	134	0	0	20	0	0	0
	Sir Thomas Picton School	0	80	73	0	0	11	0	0	0
	Tasker-Milward V.C School	0	31	99	0	0	8	0	0	0
	The Greenhill School	0	0	41	200	0	12	0	0	0
	Ysgol Bro Gwaun	0	0	95	0	0	0	0	0	0
	Ysgol Dewi Sant	0	40	58	0	0	0	0	0	0
	Ysgol Gyfun Ddwyieithog Y Preseli	0	24	31	0	0	0	0	0	0
	Ysgol Penfro	0	0	49	278	62	16	0	0	0
Pembrokeshire LEA Total		0	341	580	478	62	67	0	0	0
Powys LEA	Brecon High School	0	0	0	0	0	0	0	5	0
	Builth Wells High School	0	6	34	0	0	0	0	13	0
	Caereinion High School	0	0	30	0	0	22	0	0	0
	Crickhowell High School	22	11	7	0	0	4	0	0	0
	Gwernyfed High School	0	0	0	0	0	55	0	0	0
	John Beddoes School	0	0	0	0	0	11	0	0	0
	Llandrindod High School	0	0	27	0	0	0	0	10	0
	Llanfyllin High School	0	0	126	0	0	0	0	0	0
	Llanidloes High School	0	0	0	0	0	9	0	0	0

5x60 Activity Registrations by School

LA	School	Fencing	Fitness	Football	Frisbee	Futsal	Golf	Gymnastics	Hockey	Horse Riding
Powys LEA	Newtown High School	0	0	0	0	0	4	0	0	0
	Welshpool High School	0	6	42	23	0	0	0	0	0
	Ysgol Bro Ddyfi	0	0	21	0	0	0	0	9	0
	Ysgol Maes-Y- Dderwen	0	0	47	0	0	12	0	0	0
	Brynlllywarch Hall School	0	0	0	0	0	52	0	0	7
	Ysgol Cedewain	0	0	0	0	0	0	0	15	0
Powys LEA Total		22	23	334	23	0	169	0	52	7
Rhondda Cynon Taff LEA	Aberdare Boys school	0	0	44	0	0	0	0	0	0
	Aberdare Girls' Comprehensive School	0	0	0	0	0	0	8	1	0
	Bryncelynnog Comprehensive School	0	49	59	0	0	17	0	0	16
	Cardinal Newman RC Comprehensive School	0	13	59	0	0	0	0	0	0
	Ferndale Community School	0	0	70	0	0	0	0	0	14
	Hawthorn High School	0	17	105	0	0	8	0	25	0
	Pontypridd High School	0	0	0	0	0	9	0	0	13
	St John Baptist C.I.W High School	0	16	120	0	0	0	36	10	0
	Tonypandy Comprehensive School	0	12	33	0	0	17	0	0	12
	Tonyrefail Comprehensive School	0	47	117	0	0	0	0	0	0
	Treorchy Comprehensive School	0	0	63	0	0	8	10	43	11
	Y Pant Comprehensive School	0	14	115	0	0	0	0	0	0
	Ysgol Gyfun Cymer Rhondda	0	0	67	0	0	0	0	0	0
	Ysgol Gyfun Llanhari	0	25	28	0	0	0	0	0	15
	Ysgol Gyfun Rhydywaun	0	0	48	0	0	0	0	36	0
	Ysgol Ty Coch	0	0	10	0	0	0	0	0	0
Garth Olwg	0	0	0	0	0	0	0	0	0	
Rhondda Cynon Taff LEA Total		0	193	938	0	0	59	54	115	81
Swansea LEA	Birchgrove Comprehensive School	0	38	43	0	0	0	0	0	0
	Bishop Gore School	0	6	16	0	0	0	0	0	0
	Bishop Vaughan RC School	0	0	0	0	0	0	0	0	0
	Cefn Hengoed Community School	0	30	73	0	0	0	35	0	0
	Daniel James Community School	0	0	22	0	0	0	0	0	0
	Dylan Thomas Community School	0	0	32	0	0	0	0	0	0
	Gowerton School	0	17	28	0	0	0	0	36	0
	Morrison Comprehensive School	0	28	35	0	0	0	0	0	0
	Olchfa School	0	0	29	0	0	0	0	5	0
	Pentrehafod	0	0	38	0	0	0	5	0	0
	Penybryn Special School	17	0	0	0	0	0	6	0	0
	Penyrheol Comprehensive School	0	16	37	0	0	0	0	24	0
	Pontarddulais Comprehensive School	0	0	8	0	0	0	11	0	0
	Ysgol Gyfun Bryn Tawe	0	23	24	0	0	0	0	0	0
Ysgol Gyfun Gwyr	0	0	0	0	0	0	0	7	0	
Swansea LEA Total		17	158	385	0	0	0	57	72	0
Torfaen LEA	Abersychan Comprehensive School	0	0	416	0	0	0	0	0	0
	Croesyceiliog School	0	0	89	112	0	9	0	0	0
	Fairwater School	0	88	0	0	0	50	0	0	0
	Llantarnam School	0	0	89	0	0	0	0	0	0

5x60 Activity Registrations by School

LA	School	Fencing	Fitness	Football	Frisbee	Futsal	Golf	Gymnastics	Hockey	Horse Riding
Torfaen LEA	St Alban's RC High School	0	0	0	47	0	0	0	0	0
	West Monmouth Comprehensive School	0	0	82	79	0	19	0	0	0
	Ysgol Gyfun Gwynllyw	0	0	66	0	0	0	0	0	0
Torfaen LEA Total		0	88	742	238	0	78	0	0	0
Vale of Glamorgan LEA	Barry Comprehensive School	0	0	0	0	46	29	0	0	0
	Bryn Hafren Comprehensive School	0	5	19	0	0	0	0	17	0
	Cowbridge School	0	4	10	0	107	0	0	0	0
	Llantwit Major School	0	9	0	3	9	0	0	0	0
	St Cyres Comprehensive School	0	0	0	0	0	0	0	0	0
	St Richard Gwyn R.C High School	0	0	11	0	0	21	0	0	0
	Stanwell School	0	29	47	0	0	0	0	0	0
	Ysgol Bro Morgannwg	0	0	0	0	0	0	0	0	0
Vale of Glamorgan LEA Total		0	47	87	3	162	50	0	17	0
Wrexham LEA	Darland High School	0	0	0	0	0	0	6	0	0
	St Christopher's School	0	34	12	0	0	14	0	0	0
	St Josephs' Catholic High School	0	110	0	0	5	28	0	0	0
	The maelor	0	0	16	18	0	0	0	0	0
	Ysgol Bryn Alyn	0	45	0	0	0	0	0	0	0
	Ysgol Clywedog	0	0	25	0	13	0	0	46	0
	Ysgol Morgan Llywd	0	0	0	0	13	8	0	0	0
	Ysgol Rhiwabon	0	25	97	0	31	0	17	0	0
	Ysgol Rhosnesni	0	58	17	0	26	6	0	0	0
	Ysgol-Y-Grango	0	135	21	0	0	13	5	0	0
Wrexham LEA Total		0	407	188	18	88	69	28	46	0
Grand Total		159	7,658	10,672	1,726	955	1,719	406	1,371	125

5x60 Activity Registrations by School

Activity Registrations by School Summer 2011

Term		Summer 2011										
Activity Registrations												
LA	School	Ice Skating	Judo	Lacrosse	Martial Arts	Mountain Biking	Multi activity club	Netball	OAA	Other		
Anglesey LEA	Ysgol David Hughes	0	0	0	0	38	63	0	188	0		
	Ysgol Gyfun Llangefni	0	0	0	0	0	84	0	117	0		
	Ysgol Syr Thomas Jones	0	0	0	0	115	180	0	127	115		
	Ysgol Uwchradd Bodedern	0	0	0	0	197	73	0	0	0		
	Ysgol Uwchradd Caergybi	0	0	0	0	8	37	0	0	0		
Anglesey LEA Total		0	0	0	0	358	437	0	432	115		
Blaenau Gwent LEA	Abertillery Comprehensive School	0	0	0	0	0	24	0	0	42		
	Brymawr School	0	0	0	0	0	58	0	0	0		
	Ebbw Vale Comprehensive School	0	0	0	0	0	0	0	0	0		
	Glyncoed Comprehensive School	0	0	0	0	0	0	0	0	0		
	Tredegarr Comprehensive School	0	0	0	0	0	50	19	0	0		
Blaenau Gwent LEA Total		0	0	0	0	0	132	19	0	42		
Bridgend LEA	Archbishop Mcgrath Catholic School	0	0	0	0	0	100	0	0	10		
	Brynteg Comprehensive School	0	0	0	0	0	123	0	0	52		
	Bryntirion Comprehensive School	0	0	0	0	0	0	0	0	0		
	Cynffig Comprehensive School	0	0	0	0	0	0	0	0	7		
	Huronsbridge	0	0	0	0	0	0	0	0	17		
	Maesteg Comprehensive School	0	0	0	0	35	86	0	0	9		
	Ogmore Comprehensive	0	0	0	0	0	74	12	0	72		
	Pencoed Comprehensive School	0	0	0	0	0	0	0	0	0		
	Porthcawl Comprehensive	0	0	0	0	0	0	0	0	0		
	Ynysawdre Comprehensive School	0	0	0	0	0	31	0	0	0		
Bridgend LEA Total		0	0	0	0	35	414	12	0	167		
Caerphilly LEA	Bedwas High School	0	0	0	0	0	48	0	0	45		
	Blackwood Comprehensive	0	0	0	0	0	0	11	0	0		
	Cwmcaru High School	0	0	33	0	0	83	0	0	0		
	Heolddu Comprehensive School	0	0	0	22	0	72	0	0	0		
	Lewis Girls Comprehensive School	0	0	0	48	0	0	12	0	0		
	Lewis School Pengam	0	0	0	0	0	0	0	0	0		
	Newbridge Comprehensive	0	0	0	0	0	60	0	0	15		
	Oakdale Comprehensive	0	0	0	0	0	0	0	0	0		
	Pontlanfraith Comprehensive School	0	0	0	0	0	0	0	0	59		
	Rhymney Comprehensive School	0	0	0	0	0	37	0	0	0		
	Risca Community School	0	0	0	0	0	21	0	0	0		
	St Cenydd Comprehensive School	0	0	0	0	0	50	0	0	0		
	St Martin Comprehensive School	0	0	0	0	0	70	0	0	0		
	Ysgol Gyfun Cwm Rhymni	0	0	0	0	0	59	0	0	64		
Caerphilly LEA Total		0	0	33	70	0	500	23	0	183		
Cardiff LEA	Cantonian High School	0	0	0	0	0	0	0	0	171		
	Cardiff High School	0	0	0	232	0	0	0	0	0		

5x60 Activity Registrations by School

LA	School	Ice Skating	Judo	Lacrosse	Martial Arts	Mountain Biking	Multi activity club	Netball	OAA	Other
Conwy LEA	Ysgol Dyffryn Conwy	0	0	0	0	4	0	0	0	0
	Ysgol Emrys Ap Iwan	0	0	0	0	2	0	0	0	0
	Ysgol John Bright	0	0	0	0	2	0	0	0	0
	Ysgol Y Creuddyn	0	0	0	0	7	0	0	0	0
	Ysgol Y Gogarth	0	0	0	0	0	0	0	0	2
Conwy LEA Total		0	0	0	0	22	0	0	0	23
Denbighshire LEA	Blessed Edward Jones RC School	0	0	0	15	31	0	0	0	63
	Denbigh High School	0	0	0	0	0	0	0	10	19
	Prestatyn High School	0	0	0	455	239	0	0	0	0
	Rhyl High School	0	0	0	18	72	0	0	0	132
	St Brigids School	0	0	0	0	0	9	0	0	0
	Ysgol Brynhyfryd	0	0	24	0	0	0	0	0	15
	Ysgol Dinas Bran	0	0	0	0	0	116	6	0	27
	Ysgol Uwchradd Glan Clwyd	0	0	0	0	0	312	0	9	153
Denbighshire LEA Total		0	0	24	488	342	437	6	19	409
Flintshire LEA	Argoed High School	0	0	0	0	0	487	0	0	0
	Castell Alun High School	0	0	0	0	0	637	0	0	0
	Connah's Quay High School	0	0	0	0	0	0	0	0	0
	Elfed High	0	0	0	0	0	487	15	0	0
	Flint High School	18	0	0	0	0	135	0	0	0
	Hawarden High School	0	0	0	0	0	0	0	0	0
	Holywell High School	0	0	0	0	0	138	0	0	20
	Mold Alun High School	29	0	12	0	0	248	0	0	155
	St Richard Gwyn Roman Catholic High	0	0	0	0	0	0	0	0	240
	Ysgol Maes Garmon	0	0	0	0	0	84	0	0	6
Flintshire LEA Total		47	0	12	0	0	2216	15	0	421
Gwynedd LEA	Ysgol Arduwy	0	0	0	0	4	11	0	0	0
	Ysgol Botwnnog	0	0	0	0	0	0	26	0	69
	Ysgol Brynrefail	0	0	0	0	26	0	0	25	0
	Ysgol Dyffryn Nantle	0	0	0	0	0	12	15	12	0
	Ysgol Dyffryn Ogwen	0	0	0	73	0	0	0	0	0
	Ysgol Eifionydd	0	0	0	0	8	170	17	6	12
	Ysgol Friars	0	0	0	0	0	0	0	0	0
	Ysgol Glan Y Mor	0	0	0	0	0	203	42	15	0
	Ysgol Syr Hugh Owen	0	0	0	0	0	17	20	13	10
	Ysgol Tryfan	0	0	0	0	0	0	0	0	0
	Ysgol Uwchradd Tywyn	0	0	0	0	0	0	36	0	0
	Ysgol Y Berwyn	0	0	0	0	0	222	0	165	132
	Ysgol Y Gader	0	0	0	0	4	105	0	0	0
	Ysgol Y Moelwyn	0	0	0	0	3	0	11	0	0
Gwynedd LEA Total		0	0	0	73	45	740	167	236	223
Merthyr Tydfill LEA	Afon Taf High School	0	0	0	0	0	104	0	0	0
	Bishop Hedley High School	0	0	0	0	0	144	0	0	84
	Cyfartha High School	0	0	0	0	0	0	0	0	0
	Pen-Y-Dre High School	0	0	0	0	0	115	0	0	35

5x60 Activity Registrations by School

LA	School	Ice Skating	Judo	Lacrosse	Martial Arts	Mountain Biking	Multi activity club	Netball	OAA	Other
Merthyr Tydfill LEA Total		0	0	0	0	0	363	0	0	119
Monmouthshire LEA	Caldicot Comprehensive	0	0	0	0	0	0	0	0	0
	Chepstow Comprehensive	0	0	0	0	0	0	0	0	14
	King Henry VIII Comprehensive School	0	37	0	0	0	0	0	0	12
	Monmouth Comprehensive School	0	0	0	89	0	0	0	0	20
Monmouthshire LEA Total		0	37	0	89	0	0	0	0	46
Neath Port Talbot LEA	Cefn Saeson Comprehensive School	0	0	0	0	0	94	0	0	0
	Cwmtawe Comprehensive School	0	0	0	0	0	182	0	0	72
	Cwrt Sart Comprehensive School	0	0	0	0	16	0	0	0	0
	Cymer Afan Comprehensive School	0	0	0	0	10	0	0	0	0
	Dwr-Y-Felin Comprehensive School	0	0	0	0	0	0	0	0	0
	Dyffryn Afan Comprehensive School	0	0	0	0	8	0	0	0	0
	Glan Afan Comprehensive	0	0	0	0	0	101	0	0	0
	Llangatwg Comprehensive School	0	0	0	0	4	25	0	0	0
	Sandfields Comprehensive School	0	0	0	0	0	0	26	0	65
	St Joseph's Catholic School	0	0	0	0	29	40	0	0	15
Ysgol Gyfun Ystalyfera	0	0	0	0	0	0	0	0	0	
Neath Port Talbot LEA Total		0	0	0	0	67	442	26	0	152
Newport LEA	Basseleg school	0	0	0	27	0	0	0	0	27
	Caerleon Comprehensive School	0	0	0	0	0	0	0	0	0
	Duffryn High School	0	0	0	8	0	0	0	0	43
	Hartridge High School	0	0	0	0	12	46	0	0	0
	Lliswerry High School	0	0	0	1	0	65	0	0	0
	Newport High School	0	0	0	0	0	0	0	0	0
	St Josephs RC High School	0	0	0	0	0	0	0	0	53
	St Julians' Comprehensive School	0	0	0	0	0	0	0	0	37
Newport LEA Total		0	0	0	36	12	111	0	0	160
Pembrokeshire LEA	Milford Haven School	0	0	0	0	0	0	0	5	8
	Sir Thomas Picton School	0	0	0	0	0	0	0	31	13
	Tasker-Milward V.C School	0	89	0	0	0	0	0	24	9
	The Greenhill School	0	0	0	0	0	0	0	0	0
	Ysgol Bro Gwaun	0	0	0	0	0	0	0	0	0
	Ysgol Dewi Sant	0	13	0	0	0	77	0	24	0
	Ysgol Gyfun Ddwyieithog Y Preseli	0	6	0	0	0	0	0	0	0
	Ysgol Penfro	0	0	0	0	0	0	0	15	0
Pembrokeshire LEA Total		0	108	0	0	0	77	0	99	30
Powys LEA	Brecon High School	0	0	0	0	0	0	0	11	0
	Builth Wells High School	0	0	0	0	0	5	0	0	0
	Caereinion High School	0	0	0	0	0	0	0	0	0
	Crickhowell High School	0	0	0	0	0	4	0	17	0
	Gwernyfed High School	0	0	0	0	0	14	0	7	0
	John Beddoes School	0	0	0	0	0	0	30	0	0
	Llandrindod High School	0	0	0	0	0	197	0	0	0
	Llanfyllin High School	0	0	0	0	80	0	0	39	0
	Llanidloes High School	0	0	0	0	0	7	0	0	0

5x60 Activity Registrations by School

LA	School	Ice Skating	Judo	Lacrosse	Martial Arts	Mountain Biking	Multi activity club	Netball	OAA	Other
Powys LEA	Newtown High School	0	0	0	0	0	0	0	0	0
	Welshpool High School	0	0	0	0	0	0	0	0	60
	Ysgol Bro Ddyfi	0	0	19	0	0	0	0	0	0
	Ysgol Maes-Y- Dderwen	0	0	0	0	0	0	0	0	7
	Brynlllywarch Hall School	0	0	0	0	0	0	0	0	0
	Ysgol Cedewain	0	0	0	0	0	0	0	0	0
Powys LEA Total		0	0	19	0	80	227	30	74	67
Rhondda Cynon Taff LEA	Aberdare Boys school	0	0	0	0	0	92	0	0	0
	Aberdare Girls' Comprehensive School	0	0	0	0	0	0	20	0	0
	Bryncelynnog Comprehensive School	0	0	0	0	0	7	0	0	15
	Cardinal Newman RC Comprehensive School	0	0	0	0	0	4	0	0	0
	Ferndale Community School	0	0	0	0	13	108	0	0	23
	Hawthorn High School	0	0	0	0	13	31	0	25	0
	Pontypridd High School	0	0	0	0	0	65	0	32	0
	St John Baptist C.I.W High School	0	0	0	0	0	44	0	0	0
	Tonypandy Comprehensive School	0	0	0	0	12	199	0	18	11
	Tonyrefail Comprehensive School	0	0	0	0	0	59	0	66	0
	Treorchy Comprehensive School	0	0	0	0	0	0	0	0	45
	Y Pant Comprehensive School	51	0	0	0	12	0	0	0	95
	Ysgol Gyfun Cymer Rhondda	0	0	0	0	10	15	39	0	0
	Ysgol Gyfun Llanhari	0	0	0	0	0	0	0	0	33
	Ysgol Gyfun Rhydywaun	0	0	0	0	0	0	0	0	0
	Ysgol Ty Coch	0	0	0	8	0	28	0	0	0
Garth Olwg	0	0	0	0	0	0	0	0	0	
Rhondda Cynon Taff LEA Total		51	0	0	8	60	652	59	141	222
Swansea LEA	Birchgrove Comprehensive School	0	0	0	0	0	116	0	0	0
	Bishop Gore School	0	0	0	0	78	4	0	78	17
	Bishop Vaughan RC School	0	0	0	0	0	6	0	0	0
	Cefn Hengoed Community School	0	65	0	0	0	45	37	0	54
	Daniel James Community School	0	0	0	0	0	14	15	0	0
	Dylan Thomas Community School	0	0	0	0	10	62	0	0	0
	Gowerton School	0	0	0	0	0	125	0	0	0
	Morrison Comprehensive School	0	0	0	0	0	76	13	0	0
	Olchfa School	0	0	0	0	0	0	0	0	27
	Pentrehafod	0	0	0	0	0	66	0	0	0
	Penybryn Special School	0	0	0	0	0	0	0	0	0
	Penyrheol Comprehensive School	0	0	0	0	0	0	0	0	0
	Pontarddulais Comprehensive School	0	0	0	0	0	0	0	0	0
	Ysgol Gyfun Bryn Tawe	0	0	0	0	0	0	0	0	0
Ysgol Gyfun Gwyr	0	0	0	0	0	0	0	0	3	
Swansea LEA Total		0	65	0	0	88	514	65	78	101
Torfaen LEA	Abersychan Comprehensive School	0	16	0	0	0	19	381	0	0
	Croesyceiliog School	0	0	0	0	0	13	0	0	0
	Fairwater School	0	0	0	0	0	11	0	2	0
	Llantarnam School	0	0	0	0	0	20	0	0	0

5x60 Activity Registrations by School

LA	School	Ice Skating	Judo	Lacrosse	Martial Arts	Mountain Biking	Multi activity club	Netball	OAA	Other
Torfaen LEA	St Alban's RC High School	0	0	0	94	17	51	0	38	0
	West Monmouth Comprehensive School	0	0	0	0	0	40	0	0	0
	Ysgol Gyfun Gwynllyw	0	0	0	0	0	0	0	0	0
Torfaen LEA Total		0	16	0	94	17	154	381	40	0
Vale of Glamorgan LEA	Barry Comprehensive School	0	0	0	0	0	36	0	0	19
	Bryn Hafren Comprehensive School	0	0	0	0	0	0	0	0	0
	Cowbridge School	0	0	0	0	0	0	0	0	0
	Llantwit Major School	0	0	0	0	0	0	0	0	0
	St Cyres Comprehensive School	0	0	0	0	0	18	0	0	0
	St Richard Gwyn R.C High School	0	0	0	0	0	0	26	0	0
	Stanwell School	0	0	0	0	0	0	0	0	0
	Ysgol Bro Morgannwg	0	0	0	0	0	0	0	0	0
Vale of Glamorgan LEA Total		0	0	0	0	0	54	26	0	19
Wrexham LEA	Darland High School	0	0	0	14	0	19	0	0	19
	St Christopher's School	0	0	0	8	0	0	0	0	0
	St Josephs' Catholic High School	0	0	0	34	0	10	0	0	0
	The maelor	0	0	0	19	6	0	0	0	0
	Ysgol Bryn Alyn	0	0	0	0	0	0	0	0	0
	Ysgol Clywedog	0	0	0	14	0	0	0	0	42
	Ysgol Morgan Llywd	0	0	0	24	0	0	0	0	22
	Ysgol Rhiwabon	0	0	0	10	0	0	0	0	20
	Ysgol Rhosnesni	0	0	0	0	0	0	0	14	0
	Ysgol-Y-Grango	0	0	0	0	0	16	0	0	0
Wrexham LEA Total		0	0	0	123	6	45	0	14	103
Grand Total		118	226	192	1,213	1,215	7,719	1,172	1,380	2,860

5x60 Activity Registrations by School

Activity Registrations by School Summer 2011

Term		Summer 2011										
Activity Registrations												
LA	School	Rounders	Rowing	Rugby	Sailing	Skiing	Squash	Street Dance	Surfing	Swimming		
Anglesey LEA	Ysgol David Hughes	0	0	15	0	48	0	23	16	0		
	Ysgol Gyfun Llangefni	29	0	22	0	0	0	0	0	0		
	Ysgol Syr Thomas Jones	38	0	0	0	0	0	0	0	0		
	Ysgol Uwchradd Bodedern	189	0	45	0	0	0	0	0	0		
	Ysgol Uwchradd Caergybi	47	0	0	0	0	0	15	0	0		
Anglesey LEA Total		303	0	82	0	48	0	38	16	0		
Blaenau Gwent LEA	Abertillery Comprehensive School	11	0	0	0	0	0	0	0	0		
	Brymawr School	0	0	14	0	0	0	0	0	0		
	Ebbw Vale Comprehensive School	0	0	0	0	0	0	25	0	54		
	Glyncoed Comprehensive School	0	0	31	0	0	0	27	0	17		
	Tredegar Comprehensive School	0	0	28	0	0	0	0	0	0		
Blaenau Gwent LEA Total		11	0	73	0	0	0	52	0	71		
Bridgend LEA	Archbishop Mcgrath Catholic School	0	0	45	0	0	0	0	9	0		
	Brynteg Comprehensive School	28	0	0	0	0	0	0	15	0		
	Bryntirion Comprehensive School	55	0	16	0	0	0	48	12	48		
	Cynffig Comprehensive School	0	0	0	0	0	0	2	8	0		
	Héronsbridge	9	0	0	0	0	0	0	3	0		
	Maesteg Comprehensive School	182	0	0	0	0	0	0	0	0		
	Ogmore Comprehensive	87	0	9	0	0	0	0	18	0		
	Pencoed Comprehensive School	40	0	0	0	0	0	0	13	0		
	Porthcawl Comprehensive	0	0	0	0	0	0	0	131	0		
Ynysawdre Comprehensive School	25	0	25	0	0	0	0	21	0			
Bridgend LEA Total		426	0	95	0	0	0	50	230	48		
Caerphilly LEA	Bedwas High School	24	0	0	0	0	0	23	0	28		
	Blackwood Comprehensive	40	0	0	0	0	0	0	0	0		
	Cwmcarn High School	0	0	40	0	0	0	0	0	0		
	Heolddu Comprehensive School	0	0	0	0	0	0	0	0	0		
	Lewis Girls Comprehensive School	0	0	0	0	0	0	0	13	0		
	Lewis School Pengam	0	0	0	0	0	0	0	0	0		
	Newbridge Comprehensive	7	0	11	0	0	0	0	0	24		
	Oakdale Comprehensive	33	0	0	0	0	0	0	0	0		
	Pontlanfraith Comprehensive School	0	0	0	0	0	0	0	0	0		
	Rhymney Comprehensive School	0	0	0	0	0	0	0	0	0		
	Risca Community School	0	0	49	0	0	0	0	0	23		
	St Cenydd Comprehensive School	92	0	0	0	0	0	0	0	0		
	St Martin Comprehensive School	0	0	31	0	0	0	9	0	70		
Ysgol Gyfun Cwm Rhymni	0	0	0	0	0	0	0	0	0			
Caerphilly LEA Total		196	0	131	0	0	0	32	13	145		
Cardiff LEA	Cantonian High School	0	0	0	0	0	0	21	0	0		
	Cardiff High School	0	50	0	0	0	0	19	0	5		

5x60 Activity Registrations by School

LA	School	Rounders	Rowing	Rugby	Sailing	Skiing	Squash	Street Dance	Surfing	Swimming
Cardiff LEA	Cathays High School	0	0	0	0	0	0	27	0	0
	Corpus Christi Catholic High School	0	0	0	0	0	0	0	0	0
	Fitzalan High School	0	0	0	0	0	0	79	0	0
	Glyn Derw High School	0	21	0	0	0	0	0	0	19
	Llanederyn High School	0	0	0	0	0	0	213	0	0
	Llanishen High School	0	0	0	0	0	0	32	0	121
	Llanrumney High School	0	0	0	0	0	0	31	0	0
	Mary Immaculate RC High School	0	0	0	0	0	0	7	0	0
	Michaelston Community School	0	0	0	0	0	0	0	0	16
	Radyr Comprehensive School	0	33	26	12	0	0	51	0	5
	Rumney High School	0	0	0	0	0	0	0	0	9
	St Illtyds R.C High School	0	0	0	0	0	0	0	0	12
	St Teilio's C.I.W High School	0	0	0	0	0	0	7	0	0
	The Bishop of Llandaff C.I.W High	0	291	0	0	0	0	13	0	11
	Whitchurch High School	0	411	22	0	0	0	15	0	30
	Willows High School	0	0	15	0	0	0	36	0	16
	Greenhill Special School	0	0	0	0	0	0	0	0	12
Cardiff LEA Total		0	806	63	12	0	0	551	0	256
Carmarthenshire LEA	Amman Valley Comprehensive School	90	0	0	0	0	0	0	12	24
	Bryngwyn Comprehensive School	53	0	26	0	0	0	0	20	0
	Coedcae Comprehensive School	0	0	13	0	0	0	0	1	0
	Glan-Y-Mor Comprehensive School	0	0	4	0	0	0	0	15	15
	Heol Goffa Special School	0	0	6	0	0	0	0	0	0
	Queen Elizabeth High	0	0	0	0	0	0	0	0	22
	St John Lloyd Catholic Comprehensive	0	0	0	0	0	0	0	7	0
	Ysgol Gyfun Bro Myrddin	0	0	43	0	0	0	0	0	0
	Ysgol Gyfun Dyffryn Taf	1	0	3	0	0	0	0	10	0
	Ysgol Gyfun Emlyn	0	0	0	0	0	0	26	0	0
	Ysgol Gyfun Maes Yryrfa	0	0	0	0	0	0	0	16	0
	Ysgol Gyfun Pantycelyn	0	0	0	0	0	0	0	0	0
	Ysgol Gyfun Tregib	16	0	71	0	0	0	0	12	0
	Ysgol Gyfun Y Strade	0	0	23	0	0	0	0	12	6
	Ysgol Y Gwendraeth	0	0	0	0	8	14	0	7	0
	Carmarthenshire LEA Total		160	0	189	0	8	14	26	112
Ceredigion LEA	Cardigan County Secondary	33	0	0	0	0	0	0	11	0
	Penglais Comprehensive School	0	0	0	0	0	5	0	30	0
	Ysgol Gyfun Aberaeron	0	0	2	0	0	0	0	0	0
	Ysgol Gyfun Dyffryn Teifi	24	0	0	0	0	0	0	0	0
	Ysgol Gyfun Llanbedr-Pont-Steffan	0	0	0	0	0	0	0	0	0
	Ysgol Gyfun Penweddig	0	0	0	0	0	0	0	7	0
	Ysgol Uwchradd Tregaron	0	0	0	0	0	0	0	11	0
Ceredigion LEA Total		57	0	2	0	0	5	0	59	0
Conwy LEA	Eirias High School	0	0	0	0	0	0	9	0	0
	Ysgol Aberconwy	0	0	0	0	0	0	32	0	11
	Ysgol Bryn Elian	0	0	0	0	0	0	2	0	0

5x60 Activity Registrations by School

LA	School	Rounders	Rowing	Rugby	Sailing	Skiing	Squash	Street Dance	Surfing	Swimming
Conwy LEA	Ysgol Dyffryn Conwy	0	0	0	0	0	0	0	0	0
	Ysgol Emrys Ap Iwan	0	0	0	0	33	0	0	0	0
	Ysgol John Bright	0	0	0	0	0	0	10	0	0
	Ysgol Y Creuddyn	0	0	0	0	0	0	0	0	0
	Ysgol Y Gogarth	0	0	0	0	0	0	18	0	0
Conwy LEA Total		0	0	0	0	33	0	71	0	11
Denbighshire LEA	Blessed Edward Jones RC School	34	0	0	12	0	0	0	0	119
	Denbigh High School	0	0	0	0	0	0	0	0	0
	Prestatyn High School	0	0	214	0	0	0	0	0	0
	Rhyl High School	108	0	0	0	0	0	0	0	47
	St Brigids School	29	0	22	0	0	0	0	0	0
	Ysgol Brynhyfryd	0	0	0	0	35	0	0	0	12
	Ysgol Dinas Bran	0	0	8	0	0	0	26	0	0
	Ysgol Uwchradd Glan Clwyd	0	0	0	0	0	0	0	0	0
Denbighshire LEA Total		171	0	244	12	35	0	26	0	178
Flintshire LEA	Argoed High School	0	0	38	0	0	0	14	0	0
	Castell Alun High School	80	0	0	0	0	0	0	0	0
	Connah's Quay High School	0	0	0	0	0	0	32	0	0
	Elfed High	0	0	0	0	0	0	35	0	0
	Flint High School	0	0	0	0	0	0	0	0	17
	Hawarden High School	0	0	0	0	0	0	22	0	0
	Holywell High School	0	0	0	0	0	0	5	0	18
	Mold Alun High School	0	0	0	0	0	26	78	0	34
	St Richard Gwyn Roman Catholic High	102	0	0	0	0	0	0	0	0
	Ysgol Maes Garmon	0	14	0	0	0	21	13	0	13
Flintshire LEA Total		182	14	38	0	0	47	199	0	82
Gwynedd LEA	Ysgol Arduwy	103	0	0	0	0	0	0	10	0
	Ysgol Botwnnog	0	0	0	0	0	0	0	6	0
	Ysgol Brynrefail	35	0	20	0	0	0	0	0	0
	Ysgol Dyffryn Nantle	142	0	12	0	0	0	0	0	0
	Ysgol Dyffryn Ogwen	0	0	0	0	0	73	0	0	0
	Ysgol Eifionydd	0	0	0	0	0	0	0	0	0
	Ysgol Friars	0	0	0	0	0	0	0	0	0
	Ysgol Glan Y Mor	0	0	0	0	0	42	0	11	0
	Ysgol Syr Hugh Owen	148	0	0	0	0	0	0	0	0
	Ysgol Tryfan	37	0	0	0	0	0	0	0	0
	Ysgol Uwchradd Tywyn	0	0	0	0	0	14	0	32	11
	Ysgol Y Berwyn	0	0	0	15	0	0	0	0	22
	Ysgol Y Gader	0	0	0	0	0	4	0	0	0
	Ysgol Y Moelwyn	0	0	0	0	0	0	0	0	0
Gwynedd LEA Total		465	0	32	15	0	133	0	59	33
Merthyr Tydfil LEA	Afon Taf High School	24	0	0	0	0	0	27	0	0
	Bishop Hedley High School	128	0	0	0	0	0	33	0	0
	Cyfartha High School	85	0	0	0	0	0	201	0	0
	Pen-Y-Dre High School	50	0	0	0	0	0	59	0	0

5x60 Activity Registrations by School

LA	School	Rounders	Rowing	Rugby	Sailing	Skiing	Squash	Street Dance	Surfing	Swimming
Merthyr Tydfill LEA Total		287	0	0	0	0	0	320	0	0
Monmouthshire LEA	Caldicot Comprehensive	0	0	0	0	0	0	15	0	0
	Chepstow Comprehensive	147	0	0	0	0	0	26	0	0
	King Henry VIII Comprehensive School	0	38	20	0	0	14	36	0	0
	Monmouth Comprehensive School	0	0	0	0	0	11	109	0	0
Monmouthshire LEA Total		147	38	20	0	0	25	186	0	0
Neath Port Talbot LEA	Cefn Saeson Comprehensive School	0	0	0	0	0	0	0	15	0
	Cwmtawe Comprehensive School	0	0	0	0	0	0	0	12	0
	Cwrt Sart Comprehensive School	0	0	0	0	0	0	0	17	13
	Cymer Afan Comprehensive School	0	0	0	10	0	0	0	0	0
	Dwr-Y-Felin Comprehensive School	0	0	0	0	0	0	0	12	0
	Dyffryn Afan Comprehensive School	0	0	0	12	0	0	0	18	0
	Glan Afan Comprehensive	0	0	0	0	0	0	0	14	0
	Llangatwg Comprehensive School	0	0	0	0	0	0	80	8	48
	Sandfields Comprehensive School	0	0	11	0	0	0	0	14	0
	St Joseph's Catholic School	45	0	0	0	0	0	0	11	0
	Ysgol Gyfun Ystalyfera	118	0	0	0	0	0	0	11	0
Neath Port Talbot LEA Total		163	0	11	22	0	0	80	132	61
Newport LEA	Basseleg school	0	0	0	0	0	0	0	0	0
	Caerleon Comprehensive School	0	0	0	0	0	0	0	0	0
	Duffryn High School	0	0	0	0	0	0	0	0	0
	Hartridge High School	0	0	86	0	0	0	0	0	0
	Lliswerry High School	0	0	0	0	0	0	0	0	0
	Newport High School	0	0	0	0	0	0	15	0	37
	St Josephs RC High School	0	0	0	0	0	0	0	0	0
	St Julians' Comprehensive School	0	0	0	0	0	0	8	0	0
Newport LEA Total		0	0	86	0	0	0	23	0	37
Pembrokeshire LEA	Milford Haven School	0	0	23	0	0	0	0	6	0
	Sir Thomas Picton School	0	0	0	0	0	25	47	0	0
	Tasker-Milward V.C School	0	0	0	0	0	0	36	23	0
	The Greenhill School	0	0	89	0	0	0	25	21	0
	Ysgol Bro Gwaun	0	0	0	0	0	0	0	0	0
	Ysgol Dewi Sant	0	0	0	0	0	0	0	13	0
	Ysgol Gyfun Ddwyieithog Y Preseli	0	0	0	0	0	0	0	0	0
	Ysgol Penfro	0	0	0	0	0	0	22	24	0
Pembrokeshire LEA Total		0	0	112	0	0	25	130	87	0
Powys LEA	Brecon High School	0	0	0	0	0	5	0	0	5
	Builth Wells High School	84	0	0	0	0	0	0	0	0
	Caereinion High School	31	0	9	0	0	0	0	0	0
	Crickhowell High School	48	0	17	0	0	0	0	0	0
	Gwernyfed High School	45	0	0	0	0	0	0	0	0
	John Beddoes School	86	0	0	0	0	31	0	0	0
	Llandrindod High School	0	0	0	0	0	0	0	0	0
	Llanfyllin High School	0	0	12	0	0	0	0	0	0
	Llanidloes High School	0	0	0	8	0	0	0	0	0

5x60 Activity Registrations by School

LA	School	Rounders	Rowing	Rugby	Sailing	Skiing	Squash	Street Dance	Surfing	Swimming
Powys LEA	Newtown High School	0	0	0	6	0	0	0	0	0
	Welshpool High School	33	0	9	0	0	0	0	0	0
	Ysgol Bro Ddyfi	19	0	0	0	0	0	0	10	0
	Ysgol Maes-Y- Dderwen	16	0	36	0	0	0	0	0	0
	Brynllwarch Hall School	0	0	0	0	0	0	0	0	0
	Ysgol Cedewain	0	0	0	9	0	0	0	0	0
Powys LEA Total		362	0	83	23	0	36	0	10	5
Rhondda Cynon Taff LEA	Aberdare Boys school	0	0	0	0	0	0	0	0	0
	Aberdare Girls' Comprehensive School	109	0	0	0	0	0	0	0	0
	Bryncelynnog Comprehensive School	43	0	0	0	0	0	0	0	9
	Cardinal Newman RC Comprehensive School	19	0	0	0	0	0	10	0	0
	Ferndale Community School	59	0	0	0	0	0	0	0	12
	Hawthorn High School	47	0	0	0	0	0	15	0	6
	Pontypridd High School	0	0	0	0	0	0	0	0	0
	St John Baptist C.I.W High School	0	0	16	0	0	0	0	0	0
	Tonypandy Comprehensive School	27	0	0	0	0	0	15	0	9
	Tonyrefail Comprehensive School	0	0	0	0	0	0	29	0	60
	Treorchy Comprehensive School	43	0	0	0	0	0	9	0	0
	Y Pant Comprehensive School	0	0	0	0	0	0	31	0	14
	Ysgol Gyfun Cymer Rhondda	0	0	12	0	0	0	0	0	0
	Ysgol Gyfun Llanhari	31	0	20	0	0	0	0	0	0
	Ysgol Gyfun Rhydywaun	104	0	17	0	0	0	0	0	21
	Ysgol Ty Coch	0	0	0	0	0	0	0	0	9
Garth Olwg	0	0	0	0	0	0	0	1	0	
Rhondda Cynon Taff LEA Total		482	0	65	0	0	0	109	1	140
Swansea LEA	Birchgrove Comprehensive School	61	27	14	0	0	0	0	0	0
	Bishop Gore School	20	0	0	1	0	0	5	14	16
	Bishop Vaughan RC School	0	0	0	0	0	0	13	5	0
	Cefn Hengoed Community School	0	0	0	0	0	0	32	0	0
	Daniel James Community School	0	0	0	0	0	0	0	0	0
	Dylan Thomas Community School	16	0	0	0	0	0	0	0	0
	Gowerton School	0	0	0	0	0	0	87	20	0
	Morrison Comprehensive School	0	0	39	0	0	0	0	0	0
	Olchfa School	30	52	0	9	0	0	22	0	0
	Pentrehafod	0	0	0	0	0	0	0	0	0
	Penybryn Special School	0	0	0	0	0	0	0	0	0
	Penyrheol Comprehensive School	0	0	0	0	0	0	11	0	0
	Pontarddulais Comprehensive School	0	0	0	0	0	0	0	0	0
	Ysgol Gyfun Bryn Tawe	0	0	0	1	0	0	0	0	0
	Ysgol Gyfun Gwyr	0	0	0	11	0	0	0	0	0
Swansea LEA Total		127	79	53	22	0	0	170	39	16
Torfaen LEA	Abersychan Comprehensive School	0	0	385	0	0	0	0	0	0
	Croesyceiliog School	44	0	14	0	0	0	0	0	0
	Fairwater School	27	0	14	0	0	0	50	0	0
	Llantarnam School	0	0	0	0	0	0	44	0	0

5x60 Activity Registrations by School

LA	School	Rounders	Rowing	Rugby	Sailing	Skiing	Squash	Street Dance	Surfing	Swimming
Torfaen LEA	St Alban's RC High School	0	0	12	0	0	0	0	0	0
	West Monmouth Comprehensive School	0	0	60	0	0	0	0	0	0
	Ysgol Gyfun Gwynllyw	0	0	0	0	0	0	0	0	0
Torfaen LEA Total		71	0	485	0	0	0	94	0	0
Vale of Glamorgan LEA	Barry Comprehensive School	0	0	0	0	0	0	0	0	0
	Bryn Hafren Comprehensive School	50	0	0	0	0	0	14	0	12
	Cowbridge School	0	0	0	0	0	0	38	0	0
	Llantwit Major School	0	0	0	0	0	0	30	0	0
	St Cyres Comprehensive School	0	0	0	0	0	0	77	0	6
	St Richard Gwyn R.C High School	0	0	0	0	0	0	13	0	0
	Stanwell School	0	0	0	0	0	0	90	57	0
	Ysgol Bro Morgannwg	0	0	0	0	0	0	10	0	0
Vale of Glamorgan LEA Total		50	0	0	0	0	0	272	57	18
Wrexham LEA	Darland High School	0	0	0	0	0	0	14	0	0
	St Christopher's School	0	0	0	0	0	0	33	0	0
	St Josephs' Catholic High School	0	0	0	0	0	0	34	0	0
	The maelor	0	0	0	0	0	0	0	0	0
	Ysgol Bryn Alyn	0	0	0	0	0	0	0	0	11
	Ysgol Clywedog	0	0	0	0	0	0	16	0	0
	Ysgol Morgan Llywd	0	0	0	0	0	0	0	0	0
	Ysgol Rhiwabon	0	0	0	0	0	0	0	0	0
	Ysgol Rhosnesni	0	0	0	0	0	0	53	0	12
	Ysgol-Y-Grango	0	0	0	0	0	0	22	0	0
Wrexham LEA Total		0	0	0	0	0	0	172	0	23
Grand Total		3,660	937	1,864	106	124	285	2,601	815	1,191

5x60 Activity Registrations by School

Activity Registrations by School Summer 2011

Term		Summer 2011							
Activity Registrations									
LA	School	Table Tennis	Tennis	Trampolining	Volleyball	Walking	Water Polo	Grand Total	
Anglesey LEA	Ysgol David Hughes	56	89	0	0	0	0	1,092	
	Ysgol Gyfun Llangefni	0	0	0	0	0	0	365	
	Ysgol Syr Thomas Jones	0	45	0	0	0	0	1,126	
	Ysgol Uwchradd Bodedern	0	253	0	0	0	0	1,626	
	Ysgol Uwchradd Caergybi	0	0	0	0	0	0	980	
Anglesey LEA Total		56	387	0	0	0	0	5,189	
Blaenau Gwent LEA	Abertillery Comprehensive School	0	0	0	0	0	0	393	
	Brymawr School	143	0	0	0	0	0	230	
	Ebbw Vale Comprehensive School	0	155	0	0	0	0	384	
	Glyncoed Comprehensive School	49	54	0	0	0	0	498	
	Tredegarr Comprehensive School	0	0	0	0	0	0	540	
Blaenau Gwent LEA Total		192	209	0	0	0	0	2,045	
Bridgend LEA	Archbishop Mcgrath Catholic School	0	6	0	0	0	0	375	
	Brynteg Comprehensive School	22	20	0	0	0	0	505	
	Bryntirion Comprehensive School	0	54	0	0	0	0	630	
	Cynffig Comprehensive School	0	103	0	14	0	0	432	
	Huronsbridge	0	20	0	0	0	0	102	
	Maesteg Comprehensive School	0	201	0	0	0	0	933	
	Ogmore Comprehensive	0	0	0	0	0	0	529	
	Pencoed Comprehensive School	0	0	54	0	0	0	247	
	Porthcawl Comprehensive	0	382	0	0	0	0	748	
	Ynysawdre Comprehensive School	0	0	0	0	0	0	286	
Bridgend LEA Total		22	786	54	14	0	0	4,787	
Caerphilly LEA	Bedwas High School	29	98	0	0	0	0	394	
	Blackwood Comprehensive	25	78	10	0	0	0	403	
	Cwmcarn High School	0	0	0	0	0	0	476	
	Heolddu Comprehensive School	0	0	0	0	0	0	239	
	Lewis Girls Comprehensive School	0	0	0	0	0	0	500	
	Lewis School Pengam	60	0	0	0	0	0	265	
	Newbridge Comprehensive	73	9	0	0	0	0	350	
	Oakdale Comprehensive	0	0	0	0	0	0	240	
	Pontlanfraith Comprehensive School	0	0	0	19	0	0	216	
	Rhymney Comprehensive School	0	0	0	0	0	0	82	
	Risca Community School	17	124	0	0	0	0	485	
	St Cenydd Comprehensive School	3	19	0	0	0	0	347	
	St Martin Comprehensive School	0	31	0	0	0	0	400	
	Ysgol Gyfun Cwm Rhymni	0	0	0	0	0	0	123	
Caerphilly LEA Total		207	359	10	19	0	0	4,520	
Cardiff LEA	Cantonian High School	0	0	11	75	0	0	503	
	Cardiff High School	40	29	0	38	0	0	475	

5x60 Activity Registrations by School

LA	School	Table Tennis	Tennis	Trampolining	Volleyball	Walking	Water Polo	Grand Total
Cardiff LEA	Cathays High School	139	0	0	0	0	0	504
	Corpus Christi Catholic High School	0	53	6	0	0	0	217
	Fitzalan High School	32	0	0	0	0	0	665
	Glyn Derw High School	0	0	0	0	0	0	214
	Llanederyn High School	25	0	48	0	0	0	413
	Llanishen High School	69	0	29	32	0	0	573
	Llanrumney High School	38	0	27	0	0	0	160
	Mary Immaculate RC High School	0	0	0	0	0	0	1,396
	Michaelston Community School	0	0	0	0	0	0	174
	Radyr Comprehensive School	39	120	0	0	0	0	406
	Rumney High School	122	0	8	0	0	0	565
	St Illtyds R.C High School	58	0	13	0	0	0	388
	St Teilio's C.I.W High School	0	69	9	55	0	0	309
	The Bishop of Llandaff C.I.W High	334	0	0	292	0	0	1,858
	Whitchurch High School	49	55	6	0	0	35	735
	Willows High School	0	0	0	0	0	0	282
	Greenhill Special School	5	7	0	0	0	0	76
Cardiff LEA Total		950	333	157	492	0	35	9,913
Carmarthenshire LEA	Amman Valley Comprehensive School	0	153	0	0	12	0	432
	Bryngwyn Comprehensive School	0	45	0	0	0	0	421
	Coedcae Comprehensive School	20	0	0	0	0	0	164
	Glan-Y-Mor Comprehensive School	0	0	0	0	0	0	268
	Heol Goffa Special School	0	29	0	0	0	0	44
	Queen Elizabeth High	22	39	0	0	0	0	350
	St John Lloyd Catholic Comprehensive	11	0	0	0	0	0	184
	Ysgol Gyfun Bro Myrddin	0	17	0	0	0	0	208
	Ysgol Gyfun Dyffryn Taf	4	0	0	0	0	0	207
	Ysgol Gyfun Emlyn	0	18	18	0	0	0	198
	Ysgol Gyfun Maes Yryrfa	0	41	0	0	5	0	175
	Ysgol Gyfun Pantycelyn	15	28	0	0	0	0	249
	Ysgol Gyfun Tregib	8	40	0	15	0	0	363
	Ysgol Gyfun Y Strade	8	1	0	0	0	0	348
	Ysgol Y Gwendraeth	0	0	0	0	0	0	235
	Carmarthenshire LEA Total		88	411	18	15	17	0
Ceredigion LEA	Cardigan County Secondary	0	12	10	0	0	0	219
	Penglais Comprehensive School	0	13	0	18	0	0	300
	Ysgol Gyfun Aberaeron	0	13	0	9	0	0	215
	Ysgol Gyfun Dyffryn Teifi	0	17	0	0	0	0	187
	Ysgol Gyfun Llanbedr-Pont-Steffan	0	30	30	0	0	0	325
	Ysgol Gyfun Penweddig	16	140	0	0	0	0	256
	Ysgol Uwchradd Tregaron	24	45	0	0	0	0	309
Ceredigion LEA Total		40	270	40	27	0	0	1,811
Conwy LEA	Eirias High School	20	0	30	0	0	0	317
	Ysgol Aberconwy	4	10	0	0	0	0	135
	Ysgol Bryn Elian	0	42	0	0	0	0	173

5x60 Activity Registrations by School

LA	School	Table Tennis	Tennis	Trampolining	Volleyball	Walking	Water Polo	Grand Total
Conwy LEA	Ysgol Dyffryn Conwy	7	0	0	0	0	0	135
	Ysgol Emrys Ap Iwan	0	281	0	0	0	0	316
	Ysgol John Bright	0	0	13	0	0	0	261
	Ysgol Y Creuddyn	37	183	0	0	0	0	404
	Ysgol Y Gogarth	0	0	0	0	6	0	77
Conwy LEA Total		68	516	43	0	6	0	1,818
Denbighshire LEA	Blessed Edward Jones RC School	0	20	17	0	0	4	895
	Denbigh High School	14	0	131	0	0	5	712
	Prestatyn High School	0	299	12	0	0	0	4,853
	Rhyl High School	0	93	62	0	0	32	1,144
	St Brigids School	0	24	0	0	0	0	588
	Ysgol Brynhyfryd	0	0	0	0	0	0	746
	Ysgol Dinas Bran	67	26	0	0	0	0	474
	Ysgol Uwchradd Glan Clwyd	0	0	0	0	0	0	1,428
Denbighshire LEA Total		81	462	222	0	0	41	10,840
Flintshire LEA	Argoed High School	0	30	0	0	0	0	711
	Castell Alun High School	9	20	0	0	0	0	953
	Connah's Quay High School	0	0	0	0	0	0	104
	Elfed High	29	74	0	0	0	0	746
	Flint High School	7	12	0	0	0	0	330
	Hawarden High School	0	21	0	0	0	0	277
	Holywell High School	0	0	0	0	0	0	309
	Mold Alun High School	0	57	0	0	0	11	732
	St Richard Gwyn Roman Catholic High	0	162	0	0	0	0	1,010
	Ysgol Maes Garmon	0	54	0	0	0	0	268
Flintshire LEA Total		45	430	0	0	0	11	5,440
Gwynedd LEA	Ysgol Ardudwy	34	59	0	0	4	0	464
	Ysgol Botwnnog	0	0	0	0	0	14	351
	Ysgol Brynrefail	0	6	0	0	0	0	533
	Ysgol Dyffryn Nantle	0	0	0	0	0	0	706
	Ysgol Dyffryn Ogwen	0	0	0	0	46	0	666
	Ysgol Eifionydd	0	71	0	0	0	0	425
	Ysgol Friars	0	0	18	0	0	0	313
	Ysgol Glan Y Mor	0	69	0	0	0	10	684
	Ysgol Syr Hugh Owen	0	21	0	0	0	0	1,303
	Ysgol Tryfan	0	0	12	0	0	0	491
	Ysgol Uwchradd Tywyn	82	95	69	38	0	0	1,225
	Ysgol Y Berwyn	0	8	0	0	0	0	802
	Ysgol Y Gader	0	0	0	0	70	0	475
	Ysgol Y Moelwyn	0	21	0	0	3	11	117
Gwynedd LEA Total		116	350	99	38	123	35	8,555
Merthyr Tydfil LEA	Afon Taf High School	0	8	0	0	0	0	487
	Bishop Hedley High School	0	0	0	0	0	0	1,133
	Cyfartha High School	0	0	0	0	0	23	441
	Pen-Y-Dre High School	81	0	0	0	0	0	802

5x60 Activity Registrations by School

LA	School	Table Tennis	Tennis	Trampolining	Volleyball	Walking	Water Polo	Grand Total
Merthyr Tydfill LEA Total		81	8	0	0	0	23	2,863
Monmouthshire LEA	Caldicot Comprehensive	0	0	134	0	0	0	620
	Chepstow Comprehensive	0	193	0	0	0	0	676
	King Henry VIII Comprehensive School	0	21	0	0	0	20	286
	Monmouth Comprehensive School	0	53	38	0	0	0	742
Monmouthshire LEA Total		0	267	172	0	0	20	2,324
Neath Port Talbot LEA	Cefn Saeson Comprehensive School	0	120	0	0	0	0	273
	Cwmtawe Comprehensive School	0	67	37	0	0	0	661
	Cwrt Sart Comprehensive School	0	0	0	0	0	0	221
	Cymer Afan Comprehensive School	0	37	0	0	0	0	176
	Dwr-Y-Felin Comprehensive School	0	9	0	0	0	0	37
	Dyffryn Afan Comprehensive School	0	0	0	0	0	0	278
	Glan Afan Comprehensive	0	10	0	18	0	0	378
	Llangatwg Comprehensive School	0	0	0	0	0	0	439
	Sandfields Comprehensive School	0	63	13	0	0	0	382
	St Joseph's Catholic School	0	0	0	0	0	0	331
	Ysgol Gyfun Ystalyfera	0	0	0	0	0	0	296
Neath Port Talbot LEA Total		0	306	50	18	0	0	3,472
Newport LEA	Basseleg school	19	27	0	0	0	0	396
	Caerleon Comprehensive School	0	0	0	0	0	0	566
	Duffryn High School	0	0	0	0	0	0	212
	Hartridge High School	0	0	0	0	0	0	580
	Lliswerry High School	52	0	0	0	0	0	405
	Newport High School	28	0	0	0	0	0	652
	St Josephs RC High School	0	0	0	0	0	0	394
	St Julians' Comprehensive School	0	0	0	0	0	0	522
Newport LEA Total		99	27	0	0	0	0	3,727
Pembrokeshire LEA	Milford Haven School	38	23	0	0	0	0	444
	Sir Thomas Picton School	0	125	0	0	0	0	576
	Tasker-Milward V.C School	0	12	0	0	0	0	501
	The Greenhill School	156	195	15	283	0	0	1,309
	Ysgol Bro Gwaun	0	115	0	0	0	0	402
	Ysgol Dewi Sant	0	53	0	0	0	0	366
	Ysgol Gyfun Ddwyieithog Y Preseli	27	12	0	0	0	0	179
	Ysgol Penfro	72	158	0	278	0	0	1,412
Pembrokeshire LEA Total		293	693	15	561	0	0	5,189
Powys LEA	Brecon High School	45	42	0	0	0	0	236
	Builth Wells High School	0	62	0	0	0	0	266
	Caereinion High School	0	47	0	0	0	0	192
	Crickhowell High School	23	0	0	0	0	0	162
	Gwernyfed High School	26	41	0	0	0	0	239
	John Beddoes School	21	0	0	0	0	0	234
	Llandrindod High School	0	0	0	0	0	0	357
	Llanfyllin High School	0	0	0	0	0	0	319
	Llanidloes High School	0	50	0	0	0	0	95

5x60 Activity Registrations by School

LA	School	Table Tennis	Tennis	Trampolining	Volleyball	Walking	Water Polo	Grand Total
Powys LEA	Newtown High School	0	0	0	0	0	0	22
	Welshpool High School	0	20	0	38	0	0	283
	Ysgol Bro Ddyfi	0	41	0	0	0	0	208
	Ysgol Maes-Y- Dderwen	0	0	0	0	0	0	233
	Brynllwarch Hall School	0	0	0	0	0	0	59
	Ysgol Cedewain	0	35	0	0	0	0	59
Powys LEA Total		115	338	0	38	0	0	2,964
Rhondda Cynon Taff LEA	Aberdare Boys school	0	0	0	0	0	0	300
	Aberdare Girls' Comprehensive School	0	0	16	0	0	0	268
	Bryncelynnog Comprehensive School	0	180	0	0	0	8	518
	Cardinal Newman RC Comprehensive School	0	0	8	0	0	0	258
	Ferndale Community School	63	45	0	0	0	13	560
	Hawthorn High School	0	114	6	76	0	0	544
	Pontypridd High School	10	0	0	0	0	0	194
	St John Baptist C.I.W High School	34	0	10	0	0	0	573
	Tonypandy Comprehensive School	0	0	0	0	0	0	415
	Tonyrefail Comprehensive School	13	125	0	0	0	0	583
	Treorchy Comprehensive School	18	20	0	0	0	0	486
	Y Pant Comprehensive School	0	73	21	0	26	0	581
	Ysgol Gyfun Cymer Rhondda	41	18	0	0	0	0	420
	Ysgol Gyfun Llanhari	0	96	0	35	0	0	323
	Ysgol Gyfun Rhydywaun	0	0	0	0	0	21	453
	Ysgol Ty Coch	0	0	6	0	0	0	71
Garth Olwg	15	6	0	0	0	0	35	
Rhondda Cynon Taff LEA Total		194	677	67	111	26	42	6,582
Swansea LEA	Birchgrove Comprehensive School	0	0	0	0	0	0	341
	Bishop Gore School	0	5	0	0	0	0	517
	Bishop Vaughan RC School	0	0	0	0	0	0	314
	Cefn Hengoed Community School	54	0	0	0	0	0	1,001
	Daniel James Community School	0	0	0	0	0	0	69
	Dylan Thomas Community School	0	7	0	0	0	0	259
	Gowerton School	0	0	0	0	0	0	359
	Morrison Comprehensive School	0	0	0	0	0	0	515
	Olchfa School	0	20	0	0	0	0	322
	Pentrehafod	0	0	29	0	0	0	225
	Penybryn Special School	0	12	0	0	0	0	77
	Penyrheol Comprehensive School	0	0	0	0	0	0	369
	Pontarddulais Comprehensive School	0	0	0	0	0	0	43
	Ysgol Gyfun Bryn Tawe	43	11	0	0	0	0	283
	Ysgol Gyfun Gwyr	0	0	0	0	0	0	140
Swansea LEA Total		97	55	29	0	0	0	4,834
Torfaen LEA	Abersychan Comprehensive School	0	4	0	0	0	0	1,288
	Croesyceiliog School	0	15	0	164	0	0	665
	Fairwater School	0	19	18	0	0	0	325
	Llantarnam School	0	25	0	0	0	0	431

5x60 Activity Registrations by School

LA	School	Table Tennis	Tennis	Trampolining	Volleyball	Walking	Water Polo	Grand Total
Torfaen LEA	St Alban's RC High School	0	0	0	0	0	0	456
	West Monmouth Comprehensive School	0	16	0	120	0	0	625
	Ysgol Gyfun Gwynllyw	0	86	0	0	0	0	395
Torfaen LEA Total		0	165	18	284	0	0	4,185
Vale of Glamorgan LEA	Barry Comprehensive School	0	0	19	105	0	0	331
	Bryn Hafren Comprehensive School	0	12	34	0	0	0	211
	Cowbridge School	0	0	29	0	0	0	233
	Llantwit Major School	26	0	0	0	0	0	175
	St Cyres Comprehensive School	0	52	0	0	0	0	438
	St Richard Gwyn R.C High School	0	51	22	128	0	14	356
	Stanwell School	0	39	0	0	0	0	352
	Ysgol Bro Morgannwg	0	40	0	53	0	0	278
Vale of Glamorgan LEA Total		26	194	104	286	0	14	2,374
Wrexham LEA	Darland High School	0	0	13	0	0	0	176
	St Christopher's School	0	0	0	0	0	5	193
	St Josephs' Catholic High School	0	0	0	0	0	0	269
	The maelor	0	0	0	31	0	0	104
	Ysgol Bryn Alyn	0	0	0	54	0	11	191
	Ysgol Clywedog	0	13	0	0	0	17	197
	Ysgol Morgan Llywd	0	9	0	0	0	0	200
	Ysgol Rhiwabon	0	28	0	0	0	0	228
	Ysgol Rhosnesni	0	18	12	0	0	0	216
	Ysgol-Y-Grango	0	160	0	0	0	0	372
Wrexham LEA Total		0	228	25	85	0	33	2,146
Grand Total		2,770	7,471	1,123	1,988	172	254	99,424

Local Authority Term End Analysis Summer 2011

Term_No 15

LA	Values						Total No of 5x60 Attendances
	% children attending 1 session or more	% children attending 5 sessions or more	% children attending 10 sessions or more	% children attending 20 sessions or more	% children attending 30 sessions or more	% girls attending 1 session or more	
Anglesey LEA	56.73	27.85	12.20	2.83	0.22	52.95	13,465
Blaenau Gwent LEA	27.58	14.44	7.33	1.92	0.57	19.92	6,907
Bridgend LEA	40.85	25.99	14.36	4.22	1.44	31.94	19,504
Caerphilly LEA	30.31	15.29	6.51	1.97	0.73	20.94	20,458
Cardiff LEA	33.73	18.29	6.34	2.56	1.97	30.61	26,733
Carmarthenshire LEA	27.79	13.84	4.86	0.93	0.29	24.07	20,095
Ceredigion LEA	44.36	20.80	10.29	3.01	1.14	32.91	3,436
Conwy LEA	21.92	9.11	4.02	0.58	0.15	21.61	4,788
Denbighshire LEA	58.06	15.64	8.13	2.73	1.11	47.71	13,576
Flintshire LEA	45.02	30.42	15.02	5.99	3.33	43.01	22,149
Gwynedd LEA	58.14	36.74	19.14	7.99	3.67	55.11	27,234
Merthyr Tydfil LEA	45.87	20.44	5.76	1.11	0.34	48.49	6,900
Monmouthshire LEA	22.10	17.34	8.81	2.94	1.28	29.42	9,259
Neath Port Talbot LEA	27.77	15.08	6.05	1.23	0.30	23.16	12,181
Newport LEA	27.14	18.11	7.89	2.59	0.85	15.21	10,211
Pembrokeshire LEA	37.58	17.81	6.17	0.99	0.16	33.05	14,685
Powys LEA	37.01	20.63	6.95	0.75	0.16	29.33	12,920
Rhondda Cynon Taff LEA	31.92	18.74	8.30	2.05	0.61	23.42	28,166
Swansea LEA	27.92	13.05	4.92	0.91	0.16	25.64	17,380
Torfaen LEA	35.92	11.19	2.07	0.16	0.02	35.25	10,509
Vale of Glamorgan LEA	22.30	8.93	2.57	0.28	0.02	18.86	8,246
Wrexham LEA	27.91	13.71	5.46	1.32	0.36	23.19	6,715
Grand Total	35.27	18.51	7.89	2.28	0.94	30.15	315,517

Participation Rates

Term_No 15

LA	Values				
	% children attending 1 session or more	% children attending 5 sessions or more	% children attending 10 sessions or more	% children attending 20 sessions or more	% children attending 30 sessions or more
Anglesey LEA	56.73	27.85	12.20	2.83	0.22
Blaenau Gwent LEA	27.58	14.44	7.33	1.92	0.57
Bridgend LEA	40.85	25.99	14.36	4.22	1.44
Caerphilly LEA	30.31	15.29	6.51	1.97	0.73
Cardiff LEA	33.73	18.29	6.34	2.56	1.97
Carmarthenshire LEA	27.79	13.84	4.86	0.93	0.29
Ceredigion LEA	44.36	20.80	10.29	3.01	1.14
Conwy LEA	21.92	9.11	4.02	0.58	0.15
Denbighshire LEA	58.06	15.64	8.13	2.73	1.11
Flintshire LEA	45.02	30.42	15.02	5.99	3.33
Gwynedd LEA	58.14	36.74	19.14	7.99	3.67
Merthyr Tydfil LEA	45.87	20.44	5.76	1.11	0.34
Monmouthshire LEA	22.10	17.34	8.81	2.94	1.28
Neath Port Talbot LEA	27.77	15.08	6.05	1.23	0.30
Newport LEA	27.14	18.11	7.89	2.59	0.85
Pembrokeshire LEA	37.58	17.81	6.17	0.99	0.16
Powys LEA	37.01	20.63	6.95	0.75	0.16
Rhondda Cynon Taff LEA	31.92	18.74	8.30	2.05	0.61
Swansea LEA	27.92	13.05	4.92	0.91	0.16
Torfaen LEA	35.92	11.19	2.07	0.16	0.02
Vale of Glamorgan LEA	22.30	8.93	2.57	0.28	0.02
Wrexham LEA	27.91	13.71	5.46	1.32	0.36
Grand Total	35.27	18.51	7.89	2.28	0.94

Participation by Region

Term_No 15

Region	Values				
	% children attending 1 session or more	% children attending 5 sessions or more	% children attending 10 sessions or more	% children attending 20 sessions or more	% children attending 30 sessions or more
North	44.85	23.51	11.47	4.10	1.81
South East 1	31.65	17.45	6.83	2.12	1.08
South East 2	33.77	18.06	7.48	1.72	0.55
West	31.17	15.24	5.94	1.24	0.34
Grand Total	35.27	18.51	7.89	2.28	0.94

Girls Participation

Term_No (Multiple Items)

LA	% girls attending 1 session or more	
	LA	Total
Anglesey LEA	47.41	47.41
Blaenau Gwent LEA	25.13	25.13
Bridgend LEA	30.61	30.61
Caerphilly LEA	22.40	22.40
Cardiff LEA	31.14	31.14
Carmarthenshire LEA	25.34	25.34
Ceredigion LEA	27.44	27.44
Conwy LEA	26.71	26.71
Denbighshire LEA	44.10	44.10
Flintshire LEA	39.47	39.47
Gwynedd LEA	49.67	49.67
Merthyr Tydfil LEA	35.32	35.32
Monmouthshire LEA	24.82	24.82
Neath Port Talbot LEA	24.88	24.88
Newport LEA	14.45	14.45
Pembrokeshire LEA	38.29	38.29
Powys LEA	33.54	33.54
Rhondda Cynon Taff LEA	32.09	32.09
Swansea LEA	29.29	29.29
Torfaen LEA	28.06	28.06
Vale of Glamorgan LEA	22.77	22.77
Wrexham LEA	23.14	23.14
Grand Total	30.80	30.80

School Term End Analysis Summer 2011

Term_No 15

LA / School	Values							Total Attendances at 5x60 Sessions
	% children attending 1 session or more	% children attending 5 or more	% children attending 10 sessions or more	% children attending 20 sessions or more	% children attending 30 sessions or more	% Girls attending 1 session or more		
Anglesey LEA	56.73	27.85	12.20	2.83	0.22	52.95	13,465	
Ysgol David Hughes	62.72	38.37	16.63	1.52	0.22	59.03	4,158	
Ysgol Gyfun Llangefni	35.94	12.32	3.19	0.14	0.00	34.49	986	
Ysgol Syr Thomas Jones	68.92	35.14	16.82	5.71	0.45	59.93	3,304	
Ysgol Uwchradd Bodedern	68.92	35.14	16.82	5.71	0.45	59.93	3,304	
Ysgol Uwchradd Caergybi	47.13	18.28	7.55	1.06	0.00	51.39	1,713	
Blaenau Gwent LEA	27.58	14.44	7.33	1.92	0.57	19.92	6,907	
Abertillery Comprehensive School	16.97	9.86	5.16	2.87	1.49	9.45	1,410	
Brymawr School	22.39	8.46	5.35	1.62	0.50	17.88	1,130	
Ebbw Vale Comprehensive School	40.31	25.00	10.71	1.02	0.00	32.18	1,113	
Glyncoed Comprehensive School	32.53	14.03	6.63	0.89	0.13	24.25	1,454	
Tredegar Comprehensive School	25.71	14.83	8.78	3.21	0.74	15.84	1,800	
Bridgend LEA	40.85	25.99	14.36	4.22	1.44	31.94	19,504	
Archbishop Mcgrath Catholic School	35.14	7.17	1.92	0.00	0.00	19.86	636	
Brynteg Comprehensive School	20.18	7.94	3.58	0.59	0.20	20.92	1,673	
Bryntirion Comprehensive School	46.26	28.91	15.19	1.25	0.00	31.10	2,996	
Cynffig Comprehensive School	32.85	11.06	3.58	0.00	0.00	22.59	846	
Heronbridge	62.92	59.55	28.09	7.87	0.00	62.96	621	
Maesteg Comprehensive School	53.49	40.52	28.43	6.43	2.18	43.69	5,552	
Ogmore Comprehensive	51.87	25.84	14.99	3.55	0.79	39.13	1,906	
Pencoed Comprehensive School	23.28	15.14	6.01	1.00	0.13	17.17	1,352	
Porthcawl Comprehensive	65.20	52.80	36.60	19.10	9.80	56.20	2,680	
Ynysawdre Comprehensive School	17.28	10.96	5.20	2.39	1.26	5.78	1,242	
Caerphilly LEA	30.31	15.29	6.51	1.97	0.73	20.94	20,458	
Bedwas High School	31.86	18.44	6.34	0.88	0.00	19.75	1,327	
Blackwood Comprehensive	28.63	26.35	7.99	1.04	0.00	27.49	2,307	
Cwmcarn High School	31.66	10.99	3.58	0.13	0.00	20.92	993	
Heolddu Comprehensive School	30.21	20.03	8.74	2.54	0.16	12.38	190	
Lewis Girls Comprehensive School	51.35	23.71	16.22	8.97	5.16	51.35	4,539	
Lewis School Pengam	56.37	27.87	16.65	9.33	4.79	0.00	4,569	
Newbridge Comprehensive	26.12	7.57	2.96	0.12	0.00	23.66	221	
Oakdale Comprehensive	26.96	19.64	6.43	0.18	0.00	20.38	1,137	
Pontlanfraith Comprehensive School	22.97	15.88	6.25	1.86	0.00	23.38	1,087	
Rhymney Comprehensive School	7.57	4.40	2.20	1.10	0.00	0.00	519	
Risca Community School	46.02	18.49	7.53	0.43	0.00	30.95	1,081	
St Cenydd Comprehensive School	26.79	7.99	2.93	0.51	0.10	27.08	1,119	
St Martin Comprehensive School	30.86	10.66	3.37	0.45	0.00	29.20	1,168	
Ysgol Gyfun Cwm Rhymni	6.99	2.01	0.00	0.00	0.00	6.55	201	
Cardiff LEA	33.73	18.29	6.34	2.56	1.97	30.61	26,733	
Cantonian High School	53.00	7.00	1.00	0.00	0.00	51.00	703	
Cardiff High School	29.81	5.00	0.94	0.00	0.00	26.81	860	
Cathays High School	32.19	15.96	6.60	1.45	0.26	27.42	1,552	
Corpus Christi Catholic High School	16.30	4.87	0.60	0.00	0.00	22.26	518	
Fitzalan High School	32.00	24.00	16.00	10.00	10.00	30.00	2,998	
Glyn Derw High School	30.10	24.80	19.60	4.10	0.00	15.00	1,777	

School Term End Analysis Summer 2011

LA / School	% children attending 1 session or more	% children attending 5 or more	% children attending 10 sessions or more	% children attending 20 sessions or more	% children attending 30 sessions or more	% Girls attending 1 session or more	Total Attendances at 5x60 Sessions
Greenhill Special School	23.00	23.00	23.00	23.00	23.00	0.00	504
Llanederyn High School	42.37	8.08	1.08	0.36	0.00	41.39	642
Llanishen High School	28.34	16.68	6.84	0.76	0.15	32.76	2,327
Llanrumney High School	19.28	11.35	2.16	0.00	0.00	15.94	518
Mary Immaculate RC High School	81.00	79.00	5.00	0.00	0.00	83.00	2,828
Michaelston Community School	21.00	18.60	9.30	4.00	2.00	12.00	124
Radyr Comprehensive School	25.42	9.22	3.71	1.27	0.64	28.37	1,245
Rumney High School	45.56	14.33	4.44	0.72	0.72	76.95	1,405
St Illtyds R.C High School	38.88	16.89	5.59	0.12	0.00	43.98	1,419
St Teilio's C.I.W High School	25.10	14.32	5.29	0.93	0.10	23.54	1,577
The Bishop of Llandaff C.I.W High	37.57	33.97	4.34	0.74	0.32	31.56	2,486
Whitchurch High School	34.67	12.86	3.18	0.84	0.33	0.33	2,540
Willows High School	25.19	7.62	1.81	0.26	0.00	19.37	710
Carmarthenshire LEA	27.79	13.84	4.86	0.93	0.29	24.07	20,095
Amman Valley Comprehensive School	24.19	9.42	4.14	0.68	0.38	22.20	1,730
Bryngwyn Comprehensive School	32.30	16.99	5.74	2.15	0.96	40.65	1,718
Coedcae Comprehensive School	10.93	5.42	1.24	0.29	0.00	11.97	629
Glan-Y-Mor Comprehensive School	28.65	7.75	0.72	0.18	0.00	18.01	497
Heol Goffa Special School	41.67	25.00	8.33	0.00	0.00	0.00	61
Queen Elizabeth High	26.16	24.21	16.63	1.47	0.24	28.12	3,272
St John Lloyd Catholic Comprehensive	30.17	6.46	0.00	0.00	0.00	32.95	415
Ysgol Gyfun Bro Myrddin	20.64	20.35	2.03	0.00	0.00	15.90	4,293
Ysgol Gyfun Dyffryn Taf	18.25	4.50	1.09	0.00	0.00	14.07	559
Ysgol Gyfun Emlyn	27.30	11.30	3.10	0.40	0.20	53.85	690
Ysgol Gyfun Maes Yryrfa	20.98	8.73	3.98	1.53	1.23	14.16	962
Ysgol Gyfun Pantycelyn	45.71	30.20	13.47	2.86	0.00	39.50	854
Ysgol Gyfun Tregib	26.13	15.95	6.16	2.14	0.63	19.29	1,572
Ysgol Gyfun Y Strade	28.16	3.76	0.00	0.00	0.00	23.53	568
Ysgol Y Gwendraeth	31.70	15.69	5.55	1.58	0.48	25.50	2,275
Ceredigion LEA	44.36	20.80	10.29	3.01	1.14	32.91	3,436
Cardigan County Secondary	52.60	32.40	20.00	10.00	4.70	40.00	234
Penglais Comprehensive School	19.68	6.39	1.00	0.00	0.00	12.82	197
Ysgol Gyfun Aberaeron	57.29	16.08	7.54	1.01	0.00	39.73	465
Ysgol Gyfun Dyffryn Teifi	55.30	36.00	19.00	6.40	2.90	46.00	250
Ysgol Gyfun Llanbedr-Pont-Steffan	38.18	16.44	5.14	0.86	0.00	31.74	1,167
Ysgol Gyfun Penweddig	38.05	12.39	1.55	0.00	0.00	18.05	172
Ysgol Uwchradd Tregaron	49.39	25.91	17.81	2.83	0.40	42.06	951
Conwy LEA	21.92	9.11	4.02	0.58	0.15	21.61	4,788
Eirias High School	11.29	5.08	2.50	1.85	1.21	10.62	1,251
Ysgol Aberconwy	10.01	2.84	0.34	0.00	0.00	39.13	339
Ysgol Bryn Elian	17.44	3.40	0.77	0.00	0.00	11.25	340
Ysgol Dyffryn Conwy	17.37	1.30	0.00	0.00	0.00	10.71	222
Ysgol Emrys Ap Iwan	16.90	3.03	0.46	0.00	0.00	5.38	538
Ysgol John Bright	16.75	4.82	2.30	0.21	0.00	7.98	702
Ysgol Y Creuddyn	38.07	13.20	5.08	0.17	0.00	28.98	1,020
Ysgol Y Gogarth	47.56	39.20	20.73	2.44	0.00	58.85	376
Denbighshire LEA	58.06	15.64	8.13	2.73	1.11	47.71	13,576
Blessed Edward Jones RC School	71.00	28.00	13.00	8.00	2.00	26.00	410

School Term End Analysis Summer 2011

LA / School	% children attending 1 session or more	% children attending 5 or more	% children attending 10 sessions or more	% children attending 20 sessions or more	% children attending 30 sessions or more	% Girls attending 1 session or more	Total Attendances at 5x60 Sessions
Denbigh High School	43.36	13.27	7.10	0.62	0.00	43.19	1,249
Prestatyn High School	80.83	11.27	7.84	1.68	0.49	80.63	5,999
Rhyl High School	62.00	26.00	17.00	9.00	6.00	31.00	590
St Brigids School	83.04	17.31	9.89	1.06	0.00	81.82	900
Ysgol Brynhyfryd	43.60	6.59	2.95	0.30	0.30	43.72	1,318
Ysgol Dinas Bran	30.76	12.11	4.51	0.71	0.12	25.69	1,292
Ysgol Uwchradd Glan Clwyd	49.88	10.57	2.74	0.50	0.00	49.65	1,818
Flintshire LEA	45.02	30.42	15.02	5.99	3.33	43.01	22,149
Argoed High School	61.62	30.81	13.25	1.89	0.17	59.53	2,293
Castell Alun High School	63.77	5.68	1.23	0.09	0.00	61.17	1,323
Connah's Quay High School	14.61	14.38	3.06	1.36	0.00	9.77	943
Elfed High	59.54	55.46	28.06	6.04	2.28	58.92	3,721
Flint High School	57.00	50.00	40.00	30.00	22.00	50.00	3,531
Hawarden High School	24.53	4.21	0.63	0.00	0.00	30.63	526
Holywell High School	52.20	45.30	28.20	14.50	7.60	41.00	1,720
Mold Alun High School	37.20	35.64	13.33	3.13	0.82	43.39	4,238
St Richard Gwyn Roman Catholic High	39.18	28.06	15.08	0.12	0.00	36.97	2,431
Ysgol Maes Garmon	40.55	34.66	7.35	2.73	0.42	38.70	1,423
Gwynedd LEA	58.14	36.74	19.14	7.99	3.67	55.11	27,234
Ysgol Ardudwy	81.30	60.60	40.60	24.20	13.20	73.60	1,445
Ysgol Botwnnog	52.39	40.54	24.12	7.90	3.74	55.22	2,831
Ysgol Brynrefail	48.60	12.31	4.21	0.00	0.00	31.38	1,093
Ysgol Dyffryn Nantle	58.20	38.80	13.63	0.23	0.00	53.88	1,689
Ysgol Dyffryn Ogwen	69.01	31.31	10.86	1.92	0.00	70.00	1,306
Ysgol Eifionydd	56.00	15.00	4.00	0.00	0.00	52.00	892
Ysgol Friars	26.99	5.97	2.37	0.57	0.19	26.58	854
Ysgol Glan Y Mor	53.80	46.59	24.37	13.45	6.82	54.51	4,062
Ysgol Syr Hugh Owen	52.06	46.32	4.85	0.29	0.00	56.70	2,079
Ysgol Tryfan	56.93	34.55	16.79	2.19	0.00	35.38	1,758
Ysgol Uwchradd Tywyn	67.18	53.07	42.02	26.69	16.26	62.84	4,601
Ysgol Y Berwyn	88.82	68.69	39.94	13.42	1.92	88.36	3,002
Ysgol Y Gader	82.10	53.20	39.10	21.00	9.20	81.90	1,345
Ysgol Y Moelwyn	20.51	7.44	1.03	0.00	0.00	29.12	277
Merthyr Tydfil LEA	45.87	20.44	5.76	1.11	0.34	48.49	6,900
Afon Taf High School	35.00	17.00	4.00	0.00	0.00	42.00	1,654
Bishop Hedley High School	74.14	33.10	8.28	2.59	1.21	68.25	2,235
Cyfartha High School	25.47	15.12	4.32	0.45	0.00	21.09	1,590
Pen-Y-Dre High School	48.85	16.54	6.43	1.38	0.15	62.61	1,421
Monmouthshire LEA	22.10	17.34	8.81	2.94	1.28	29.42	9,259
Caldicot Comprehensive	29.80	5.38	0.66	0.08	0.00	26.86	1,032
Chepstow Comprehensive	5.99	32.98	22.12	10.34	5.10	37.15	4,579
King Henry VIII Comprehensive School	25.68	22.18	11.60	1.35	0.00	24.94	2,186
Monmouth Comprehensive School	26.93	8.80	0.85	0.00	0.00	28.73	1,462
Neath Port Talbot LEA	27.77	15.08	6.05	1.23	0.30	23.16	12,181
Cefn Saeson Comprehensive School	26.25	15.63	5.13	0.25	0.00	16.58	1,315
Cwmtawe Comprehensive School	26.83	11.78	6.05	2.87	1.11	21.82	2,443
Cwrt Sart Comprehensive School	28.57	20.27	6.37	0.19	0.00	21.69	996
Cymer Afan Comprehensive School	39.06	15.15	4.04	0.34	0.00	31.08	561
Dwr-Y-Felin Comprehensive School	2.56	1.28	0.00	0.00	0.00	3.10	30

School Term End Analysis Summer 2011

LA / School	% children attending 1 session or more	% children attending 5 or more	% children attending 10 sessions or more	% children attending 20 sessions or more	% children attending 30 sessions or more	% Girls attending 1 session or more	Total Attendances at 5x60 Sessions
Dyffryn Afan Comprehensive School	21.92	10.96	5.91	0.99	0.12	19.33	1,163
Glan Afan Comprehensive	36.02	15.47	6.78	0.42	0.00	26.69	874
Llangatwg Comprehensive School	31.56	5.96	0.63	0.00	0.00	26.72	714
Sandfields Comprehensive School	32.48	18.33	13.67	5.95	1.93	29.68	2,097
St Joseph's Catholic School	36.68	31.49	10.89	0.50	0.00	28.97	331
Ysgol Gyfun Ystalyfera	23.49	19.56	7.13	1.97	0.12	29.13	1,657
Newport LEA	27.14	18.11	7.89	2.59	0.85	15.21	10,211
Basseleg school	28.50	20.80	0.00	0.00	0.00	12.60	257
Caerleon Comprehensive School	23.09	13.41	7.24	0.76	0.08	7.90	2,141
Duffryn High School	13.60	7.46	5.10	1.89	0.19	13.06	1,240
Hartridge High School	19.11	11.06	7.18	2.59	1.15	1.26	1,259
Lliswerry High School	26.92	20.59	16.52	10.29	4.75	8.22	4,018
Newport High School	44.00	24.20	5.40	0.40	0.10	43.90	73
St Josephs RC High School	29.68	19.59	12.75	3.08	0.43	19.50	1,158
St Julians' Comprehensive School	32.20	27.80	8.90	1.70	0.10	15.20	65
Pembrokeshire LEA	37.58	17.81	6.17	0.99	0.16	33.05	14,685
Milford Haven School	36.51	19.52	6.58	0.88	0.00	49.55	1,843
Sir Thomas Picton School	35.43	9.34	0.81	0.00	0.00	28.25	1,150
Tasker-Milward V.C School	34.33	21.15	5.87	0.44	0.11	25.22	1,981
The Greenhill School	56.62	26.59	7.07	0.29	0.00	50.70	2,941
Ysgol Bro Gwaun	36.76	14.48	7.24	1.33	0.00	24.69	1,039
Ysgol Dewi Sant	43.50	21.90	8.50	1.40	0.00	38.60	1,130
Ysgol Gyfun Ddwieithog Y Preseli	17.34	8.80	2.20	0.13	0.00	13.35	720
Ysgol Penfro	40.17	20.67	11.05	3.43	1.17	34.05	3,881
Powys LEA	37.01	20.63	6.95	0.75	0.16	29.33	12,920
Brecon High School	20.55	12.52	3.05	0.48	0.00	12.13	744
Brynlywarch Hall School	62.79	23.26	18.60	0.00	0.00	83.33	138
Builth Wells High School	29.03	13.31	5.85	0.60	0.00	21.40	838
Caereinion High School	23.91	9.11	5.12	0.57	0.00	18.75	706
Crickhowell High School	22.59	3.62	0.69	0.00	0.00	19.50	356
Gwernyfed High School	32.33	7.97	3.23	0.22	0.00	16.81	525
John Beddoes School	38.16	23.68	15.79	4.74	1.05	33.90	1,467
Llandrindod High School	36.24	15.31	5.81	0.78	0.19	21.12	1,014
Llanfyllin High School	37.11	19.70	8.64	1.21	0.00	24.57	1,741
Llanidloes High School	13.94	3.83	0.87	0.00	0.00	17.39	266
Newtown High School	2.68	1.07	0.27	0.00	0.00	0.52	97
Welshpool High School	57.83	23.28	11.38	3.44	1.36	41.76	3,460
Ysgol Bro Ddyfi	37.50	14.10	0.64	0.00	0.00	31.06	446
Ysgol Cedewain	76.32	76.32	26.32	0.00	0.00	60.00	213
Ysgol Maes-Y- Dderwen	24.30	11.83	4.95	0.00	0.00	20.91	606
Ysgol Penmaes	76.92	71.15	0.00	0.00	0.00	46.15	303
Rhondda Cynon Taff LEA	31.92	18.74	8.30	2.05	0.61	23.42	28,166
Aberdare Boys school	17.81	13.06	4.04	0.24	0.00	0.00	515
Aberdare Girls' Comprehensive School	25.79	25.37	21.59	8.81	3.35	25.79	2,113
Bryncelynog Comprehensive School	34.24	25.47	14.05	3.95	1.21	23.18	3,099
Cardinal Newman RC Comprehensive School	31.45	14.31	0.83	0.00	0.00	23.18	722
Ferndale Community School	39.71	19.13	10.11	3.43	0.90	28.87	1,564
Garth Olwg	18.06	13.80	9.40	1.32	0.15	7.10	1,236
Hawthorn High School	30.23	13.60	5.58	1.28	0.12	16.82	1,537
Mountain Ash Comprehensive School	21.48	12.02	2.94	0.00	0.00	24.29	946
Pontypridd High School	23.00	8.00	0.60	0.00	0.00	0.00	708
St John Baptist C.I.W High School	30.52	30.00	12.47	4.81	0.91	28.49	2,658
Tonypany Comprehensive School	35.16	17.86	6.46	1.10	0.00	28.37	1,480
Tonyrefail Comprehensive School	36.23	24.41	15.05	4.91	2.01	33.84	3,402
Treorchy Comprehensive School	26.97	20.85	5.56	0.89	0.08	0.00	2,277
Y Pant Comprehensive School	34.00	19.00	12.00	4.00	2.00	22.00	3,235
Ysgol Gyfun Cymer Rhondda	36.54	17.43	3.06	0.15	0.00	37.46	1,129

School Term End Analysis Summer 2011

LA / School	% children attending 1 session or more	% children attending 5 or more	% children attending 10 sessions or more	% children attending 20 sessions or more	% children attending 30 sessions or more	% Girls attending 1 session or more	Total Attendances at 5x60 Sessions
Ysgol Gyfun Llanhari	39.00	15.00	4.00	0.20	0.20	13.00	198
Ysgol Gyfun Rhydywaun	32.90	12.85	2.31	0.00	0.00	42.54	1,051
Ysgol Ty Coch	61.40	35.09	19.30	1.75	0.00	66.67	296
Swansea LEA	27.92	13.05	4.92	0.91	0.16	25.64	17,380
Birchgrove Comprehensive School	29.45	11.65	3.48	0.67	0.00	28.27	1,040
Bishop Gore School	20.33	8.07	3.76	0.99	0.00	23.44	1,153
Bishop Vaughan RC School	21.92	5.39	2.56	0.09	0.00	13.48	826
Bishopston Comprehensive School	9.76	7.81	0.84	0.00	0.00	8.14	656
Cefn Hengoed Community School	70.00	40.00	20.00	5.43	1.66	70.00	3,748
Daniel James Community School	14.75	1.17	0.23	0.00	0.00	10.71	150
Dylan Thomas Community School	30.90	15.62	4.92	2.55	0.34	28.31	1,164
Gowerton School	27.39	11.35	3.63	0.19	0.00	31.11	1,384
Morrison Comprehensive School	33.76	11.21	3.70	0.69	0.00	26.56	1,282
Olchfa School	16.10	3.95	1.26	0.16	0.00	14.65	759
Pentrehafod	17.57	13.16	5.86	1.34	0.41	13.20	1,529
Penybryn Special School	65.00	40.00	8.00	1.00	0.00	65.22	372
Penyrheol Comprehensive School	26.49	9.71	5.74	1.21	0.22	21.41	1,286
Pontarddulais Comprehensive School	4.72	1.91	0.00	0.00	0.00	5.88	136
Ysgol Gyfun Bryn Tawe	30.05	20.81	12.21	0.31	0.00	20.42	1,480
Ysgol Gyfun Gwyr	28.46	6.92	2.50	0.00	0.00	29.41	415
Torfaen LEA	35.92	11.19	2.07	0.16	0.02	35.25	10,509
Abersychan Comprehensive School	46.41	14.24	2.43	0.00	0.00	43.68	1,880
Croesyceiliog School	26.76	10.20	1.81	0.30	0.00	23.58	1,343
Fairwater School	31.32	12.50	3.30	0.14	0.00	32.40	1,002
Llantarnam School	26.26	11.06	2.52	0.36	0.00	27.67	1,362
St Alban's RC High School	44.79	8.46	0.26	0.00	0.00	37.86	2,699
West Monmouth Comprehensive School	38.68	11.65	3.42	0.32	0.11	45.58	1,316
Ysgol Gyfun Gwynllyw	37.20	10.24	0.73	0.00	0.00	35.99	907
Vale of Glamorgan LEA	22.30	8.93	2.57	0.28	0.02	18.86	8,246
Barry Comprehensive School	18.41	9.07	2.84	0.64	0.18	0.00	1,240
Bryn Hafren Comprehensive School	14.76	5.33	2.19	0.00	0.00	14.76	719
Cowbridge School	20.38	6.10	1.13	0.00	0.00	15.54	780
Llantwit Major School	14.35	4.45	0.33	0.00	0.00	17.30	461
St Cyres Comprehensive School	28.30	14.11	4.11	0.27	0.00	24.47	1,699
St Richard Gwyn R.C High School	34.66	13.99	4.77	0.79	0.00	32.45	1,045
Stanwell School	19.83	5.34	1.84	0.53	0.00	23.44	1,272
Ysgol Bro Morgannwg	27.68	13.04	3.33	0.00	0.00	22.94	1,030
Wrexham LEA	27.91	13.71	5.46	1.32	0.36	23.19	6,715
Darland High School	19.56	12.24	6.12	1.02	0.51	21.34	842
St Christopher's School	44.20	26.34	14.73	3.57	0.00	29.23	773
St Josephs' Catholic High School	31.95	5.20	0.30	0.00	0.00	30.70	519
The maelor	15.54	11.08	0.31	0.00	0.00	11.80	101
Ysgol Bryn Alyn	36.00	25.00	14.00	5.00	2.00	25.00	1,027
Ysgol Clywedog	18.92	10.78	1.63	0.25	0.13	8.40	902
Ysgol Morgan Llywd	27.00	14.00	10.00	3.00	1.00	22.00	885
Ysgol Rhiwabon	26.38	11.52	2.00	0.33	0.00	13.95	737
Ysgol Rhosnesni	15.15	8.12	1.09	0.00	0.00	16.11	166
Ysgol-Y-Grango	44.37	12.80	4.42	0.00	0.00	53.39	763
Grand Total	35.27	18.51	7.89	2.28	0.94	30.15	315,517